



Brokerage Structure for 1st April 2026 to 30th June 2026

ARN Code	ARN-124591
ARN Name	AU SMALL FINANCE BANK LIMITED

Category	Mutual Fund Scheme	Trail Brokerage-1 st Year Onwards (Exclusive GST)
Equity	360 ONE Flexicap Fund	1.13%
Equity	360 ONE Focused Equity Fund	0.70%
Equity	360 ONE Quant Fund	1.13%
Equity	360 ONE ELSS Nifty 50 Tax Saver Index Fund	0.21%
Hybrid	360 ONE Multi Asset Allocation Fund	1.15%
Hybrid	360 ONE Balanced Hybrid Fund	1.16%
Debt	360 ONE Dynamic Bond Fund	0.21%
Debt	360 ONE Overnight Fund	0.04%
Liquid	360 ONE Liquid Fund	0.04%

Sr.No	Terms & Conditions for GST Applicability effect from 1 st April 2026.
1.	Brokerage rates will now be "Exclusive of GST"
2.	Applicable GST will be calculated separately on the base brokerage amount. The base brokerage amount will continue to be paid as per the regular monthly payout cycle.
3.	For GST-Registered Distributors: GST amount will be released separately. Release is subject to submission and successful validation of a valid GST invoice.
4.	For Non-GST Registered Distributors: Payout will be restricted to the base brokerage amount only. No GST component will be paid.
5.	This structure is applicable to all distributors/partners receiving brokerage payouts. GST treatment will be determined based on the GST registration status of the distributor.
6.	For GST payout, the distributors will have to raise the invoices favouring 360 ONE Mutual Fund and do the GST return filing accordingly. GST invoices must match the commission details as per AMC/RTA records for successful processing: 360 ONE Mutual Fund 06 th Floor 360 ONE Centre, Kamala City, Senapati Bapat Marg, Lower Parel Mumbai-400013 PAN- AAAT18736M GSTIN-27AAAT18736M1Z3

Terms and Conditions:

Sr.No.	Particulars
1	Brokerage rates mentioned above are applicable for all purchases (lump sum Purchase, SIP/STP, Switch ins) made from 1st April 2026 to 30th June 2026 , Trail Brokerage: The trail amount calculated based on 'Daily Average Assets' on the NAV. This is paid in arrears at end of each month (unless specified otherwise). 360 ONE Asset Management Limited (ÁMC') reserves the right to modify/change the brokerage structure depending upon the change in SEBI/AMFI regulations or change in expense structure.

Commission Structure (%) effective 1st April '26 till further notice						
Category	Scheme Name	Trail 1st yr	Trail 2nd yr	Trail 3rd Yr	Trail 4th Yr	Trail 5th Yr Onwards
Equity Funds	Aditya Birla Sun Life Balanced Advantage Fund	0.92	0.87	0.87	0.87	0.87
	Aditya Birla Sun Life Multi Asset Allocation Fund	0.93	0.88	0.88	0.88	0.88
	Aditya Birla Sun Life Multi-Cap Fund	0.91	0.86	0.86	0.86	0.86
	Aditya Birla Sun Life Flexi Cap Fund	0.82	0.78	0.78	0.78	0.78
	Aditya Birla Sun Life Large Cap Fund	0.81	0.77	0.77	0.77	0.77
	Aditya Birla Sun Life Small Cap Fund	0.96	0.90	0.90	0.90	0.90
	Aditya Birla Sun Life Midcap Fund	0.94	0.89	0.89	0.89	0.89
	Aditya Birla Sun Life Large & Mid Cap Fund	0.95	0.90	0.90	0.90	0.90
	Aditya Birla Sun Life Focused Fund	0.93	0.88	0.88	0.88	0.88
	Aditya Birla Sun Life Value Fund	0.96	0.91	0.91	0.91	0.91
	Aditya Birla Sun Life Business Cycle Fund	1.06	1.00	1.00	1.00	1.00
	Aditya Birla Sun Life Consumption Fund	0.93	0.88	0.88	0.88	0.88
	Aditya Birla Sun Life Digital India Fund	0.95	0.90	0.90	0.90	0.90
	Aditya Birla Sun Life Banking and Financial Services Fund	1.01	0.95	0.95	0.95	0.95
	Aditya Birla Sun Life PSU Equity Fund	0.90	0.86	0.86	0.86	0.86
	Aditya Birla Sun Life Quant Fund	1.04	0.98	0.98	0.98	0.98
	Aditya Birla Sun Life Pharma & Healthcare Fund	1.19	1.12	1.12	1.12	1.12
Aditya Birla Sun Life Conglomerate Fund	1.06	1.00	1.00	1.00	1.00	
Other Equity Funds	Aditya Birla Sun Life MNC Fund	1.00	0.94	0.94	0.94	0.94
	Aditya Birla Sun Life Dividend Yield Fund	1.10	1.04	1.04	1.04	1.04
	Aditya Birla Sun Life ESG Integration Strategy Fund	1.04	1.01	1.01	1.01	1.01
	Aditya Birla Sun Life Special Opportunities Fund	1.00	0.98	0.98	0.98	0.98
	Aditya Birla Sun Life Transportation and Logistics Fund	0.99	0.96	0.96	0.96	0.96
	Aditya Birla Sun Life Infrastructure Fund	1.02	0.98	0.98	0.98	0.98
	Aditya Birla Sun Life Manufacturing Equity Fund	1.00	0.98	0.98	0.98	0.98
Hybrid Funds	Aditya Birla Sun Life Regular Savings Fund	0.97	0.92	0.92	0.92	0.92
	Aditya Birla Sun Life Equity Savings Fund	0.46	0.44	0.44	0.44	0.44
Liquid Funds	Aditya Birla Sun Life Hybrid '95 Fund	0.94	0.89	0.89	0.89	0.89
	Aditya Birla Sun Life Overnight Fund	0.08	0.06	0.06	0.06	0.06
Debt Funds	Aditya Birla Sun Life Liquid Fund	0.17	0.15	0.15	0.15	0.15
	Aditya Birla Sun Life Money Manager Fund	0.17	0.14	0.14	0.14	0.14
	Aditya Birla Sun Life Floating Rate Fund	0.20	0.18	0.18	0.18	0.18
	Aditya Birla Sun Life Savings Fund	0.25	0.25	0.25	0.25	0.25
	Aditya Birla Sun Life Low Duration Fund	0.62	0.58	0.58	0.58	0.58
	Aditya Birla Sun Life Corporate Bond Fund	0.22	0.20	0.20	0.20	0.20
	Aditya Birla Sun Life Banking & PSU Debt Fund	0.36	0.36	0.36	0.36	0.36
	Aditya Birla Sun Life Short Term Fund	0.49	0.47	0.47	0.47	0.47
	Aditya Birla Sun Life Dynamic Bond Fund	0.64	0.64	0.64	0.64	0.64
	Aditya Birla Sun Life Credit Risk Fund	0.76	0.76	0.76	0.76	0.76
	Aditya Birla Sun Life Medium Term Plan	0.76	0.76	0.76	0.76	0.76
	Aditya Birla Sun Life Income Fund	0.48	0.48	0.48	0.48	0.48
	Aditya Birla Sun Life Long Duration Fund	0.53	0.53	0.53	0.53	0.53
	Aditya Birla Sun Life Government Securities Fund	0.51	0.51	0.51	0.51	0.51
	Arbitrage Fund	Aditya Birla Sun Life Arbitrage Fund	0.55	0.52	0.52	0.52
Solution Oriented Funds	Aditya Birla Sun Life Bal Bhavishya Yojna	1.15	1.09	1.09	1.09	1.09
	Aditya Birla Sun Life Retirement Fund - The 30s Plan	1.14	1.09	1.09	1.09	1.09
	Aditya Birla Sun Life Retirement Fund - The 40s Plan	1.15	1.11	1.11	1.11	1.11
	Aditya Birla Sun Life Retirement Fund - The 50s Plan	0.96	0.92	0.92	0.92	0.92
	Aditya Birla Sun Life Retirement Fund - The 50s Plus - Debt Plan	1.01	0.97	0.97	0.97	0.97
	Aditya Birla Sun Life ELSS Tax Saver Fund	0.89	0.84	0.84	0.84	0.84
Equity Index Funds	Aditya Birla Sun Life Nifty 50 Index Fund	0.22	0.21	0.21	0.21	0.21
	Aditya Birla Sun Life Nifty 50 Equal Weight Index Fund	0.50	0.46	0.46	0.46	0.46
	Aditya Birla Sun Life Nifty Next 50 Index Fund	0.44	0.40	0.40	0.40	0.40
	Aditya Birla Sun Life Nifty Midcap 150 Index Fund	0.35	0.35	0.35	0.35	0.35
	Aditya Birla Sun Life BSE 500 QUALITY 50 INDEX FUND	0.50	0.47	0.47	0.47	0.47
	Aditya Birla Sun Life BSE 500 MOMENTUM 50 INDEX FUND	0.49	0.46	0.46	0.46	0.46
	Aditya Birla Sun Life Nifty India Defence Index Fund	0.52	0.50	0.50	0.50	0.50
	Aditya Birla Sun Life BSE India Infrastructure Index Fund	0.50	0.48	0.48	0.48	0.48
Aditya Birla Sun Life Nifty Smallcap 50 Index Fund	0.46	0.41	0.41	0.41	0.41	
Debt Index Funds	Aditya Birla Sun Life CRISIL IBX Gilt - April 2026 Index Fund	0.12	0.12	0.12	0.12	0.12
	Aditya Birla Sun Life CRISIL IBX 60:40 SDL + AAA PSU Apr 2026 Index Fund	0.15	0.15	0.15	0.15	0.15
	Aditya Birla Sun Life NIFTY SDL Plus PSU Bond Sep 2026 60:40 Index Fund	0.12	0.12	0.12	0.12	0.12
	Aditya Birla Sun Life CRISIL IBX 60:40 SDL + AAA PSU - Apr 2027 Index Fund	0.10	0.10	0.10	0.10	0.10
	Aditya Birla Sun Life Nifty SDL Apr 2027 Index Fund	0.21	0.21	0.21	0.21	0.21
	Aditya Birla Sun Life Nifty SDL Sep 2027 Index Fund	0.20	0.20	0.20	0.20	0.20
	Aditya Birla Sun Life CRISIL IBX Gilt Apr 2028 Index Fund	0.29	0.29	0.29	0.29	0.29
	Aditya Birla Sun Life CRISIL IBX 50:50 Gilt Plus SDL Apr 2028 Index Fund	0.10	0.10	0.10	0.10	0.10
	Aditya Birla Sun Life CRISIL IBX Gilt Apr 2029 Index Fund	0.18	0.17	0.17	0.17	0.17
	Aditya Birla Sun Life CRISIL IBX SDL Jun 2032 Index Fund	0.25	0.25	0.25	0.25	0.25
	Aditya Birla Sun Life CRISIL IBX Gilt June 2027 Index Fund	0.17	0.16	0.16	0.16	0.16
	ADITYA BIRLA SUN LIFE CRISIL-IBX AAA NBFC-HFC INDEX SEP 2026 FUND	0.21	0.21	0.21	0.21	0.21
	ADITYA BIRLA SUN LIFE CRISIL-IBX AAA Financial Services INDEX SEP 2027 FUND	0.17	0.16	0.16	0.16	0.16
	Aditya Birla Sun Life CRISIL IBX Gilt April 2033 Index Fund	0.17	0.16	0.16	0.16	0.16
	Aditya Birla Sun Life CRISIL-IBX Financial Services 3 to 6 Months Debt Index Fund	0.15	0.15	0.15	0.15	0.15
	Aditya Birla Sun Life CRISIL-IBX Financial Services 9 to 12 Months Debt Index Fund	0.15	0.15	0.15	0.15	0.15
Fund of Funds	Aditya Birla Sun Life Gold Fund	0.23	0.23	0.23	0.23	0.23
	Aditya Birla Sun Life Silver ETF Fund of Fund	0.25	0.25	0.25	0.25	0.25
	Aditya Birla Sun Life Multi-Asset Passive FOF	0.18	0.18	0.18	0.18	0.18
	Aditya Birla Sun Life Income Plus Arbitrage Active FOF	0.20	0.20	0.20	0.20	0.20
	Aditya Birla Sun Life Conservative Hybrid Active FOF	0.29	0.29	0.29	0.29	0.29
	Aditya Birla Sun Life Aggressive Hybrid Omni FOF	0.45	0.45	0.45	0.45	0.45
	Aditya Birla Sun Life Dynamic Asset Allocation Omni FOF	0.55	0.55	0.55	0.55	0.55
Aditya Birla Sun Life Multi Asset Omni FOF	0.72	0.72	0.72	0.72	0.72	

Brokerage Structure Effective from April 01, 2026 to April 30, 2026

Name of the Scheme	Trail Year 1 (%)	Trail Year 2 (%)	Trail Year 3 (%)	Trail Year 4 onwards (%)
Equity Schemes/Hybrid Schemes /ELSS Schemes/FOF				
AXIS LARGE CAP FUND	0.68	0.68	0.68	0.68
AXIS FOCUSED FUND	0.76	0.76	0.76	0.76
AXIS FLEXI CAP FUND	0.89	0.89	0.89	0.89
AXIS MULTICAP FUND	0.89	0.89	0.89	0.89
AXIS MIDCAP FUND	0.72	0.72	0.72	0.72
AXIS SMALL CAP FUND	0.76	0.76	0.76	0.76
AXIS LARGE & MID CAP FUND	0.89	0.89	0.89	0.89
AXIS ESG INTEGRATION STRATEGY FUND	1.10	1.10	1.10	1.10
AXIS AGGRESSIVE HYBRID FUND	1.06	1.06	1.06	1.06
AXIS BALANCED ADVANTAGE FUND	0.93	0.93	0.93	0.93
AXIS CHILDREN'S FUND	0.89	0.89	0.89	0.89
AXIS EQUITY SAVINGS FUND	1.06	1.06	1.06	1.06
AXIS CONSERVATIVE HYBRID FUND	1.06	1.06	1.06	1.06
AXIS MULTI ASSET ALLOCATION FUND	1.14	1.14	1.14	1.14
AXIS ELSS TAX SAVER FUND	0.64	0.64	0.64	0.64
AXIS BUSINESS CYCLES FUND	0.89	0.89	0.89	0.89
AXIS GLOBAL EQUITY ALPHA FUND OF FUND	0.97	0.97	0.97	0.97
AXIS INNOVATION FUND	1.02	1.02	1.02	1.02
AXIS GREATER CHINA EQUITY FUND OF FUND	0.89	0.89	0.89	0.89
AXIS GLOBAL INNOVATION FUND OF FUND	0.97	0.97	0.97	0.97
AXIS MULTI FACTOR PASSIVE FOF	0.51	0.51	0.51	0.51
AXIS NASDAQ 100 FUND OF FUND	0.30	0.30	0.30	0.30
AXIS QUANT FUND	1.14	1.14	1.14	1.14
AXIS VALUE FUND	1.02	1.02	1.02	1.02
AXIS INDIA MANUFACTURING FUND	0.89	0.89	0.89	0.89
AXIS CONSUMPTION FUND	1.06	1.06	1.06	1.06
AXIS MOMENTUM FUND	1.06	1.06	1.06	1.06
AXIS SERVICES OPPORTUNITIES FUND	0.93	0.93	0.93	0.93
AXIS MULTI ASSET ACTIVE FOF	0.75	0.75	0.75	0.75
Arbitrage Scheme /Index Scheme				
AXIS ARBITRAGE FUND	0.55	0.55	0.55	0.55
AXIS NIFTY 100 INDEX FUND	0.68	0.68	0.68	0.68
AXIS NIFTY 50 INDEX FUND	0.25	0.25	0.25	0.25
AXIS NIFTY NEXT 50 INDEX FUND	0.66	0.66	0.66	0.66
AXIS NIFTY SMALLCAP 50 INDEX FUND	0.65	0.65	0.65	0.65
AXIS NIFTY MIDCAP 50 INDEX FUND	0.63	0.63	0.63	0.63
AXIS NIFTY IT INDEX FUND	0.68	0.68	0.68	0.68
AXIS BSE SENSEX INDEX FUND	0.51	0.51	0.51	0.51
AXIS BSE INDIA SECTOR LEADERS INDEX FUND	0.59	0.59	0.59	0.59
AXIS NIFTY BANK INDEX FUND	0.68	0.68	0.68	0.68
AXIS NIFTY 500 INDEX FUND	0.72	0.72	0.72	0.72
AXIS NIFTY500 VALUE 50 INDEX FUND	0.71	0.71	0.71	0.71
AXIS NIFTY500 MOMENTUM 50 INDEX FUND	0.61	0.61	0.61	0.61
AXIS NIFTY500 QUALITY 50 INDEX FUND	0.63	0.63	0.63	0.63
Retirement Savings Scheme				
AXIS RETIREMENT FUND - AGGRESSIVE PLAN	0.97	0.97	0.97	0.97
AXIS RETIREMENT FUND - DYNAMIC PLAN	1.27	1.27	1.27	1.27
AXIS RETIREMENT FUND - CONSERVATIVE PLAN	1.10	1.10	1.10	1.10
Debt Scheme/Gilt Scheme/Liquid Scheme/Gold Fund				
AXIS GILT FUND	0.21	0.21	0.21	0.21
AXIS INCOME PLUS ARBITRAGE ACTIVE FOF	0.30	0.30	0.30	0.30
AXIS INCOME PLUS ARBITRAGE PASSIVE FOF	0.21	0.21	0.21	0.21
AXIS US TREASURY DYNAMIC BOND ETF FUND OF FUND	0.04	0.04	0.04	0.04
AXIS NIFTY AAA BOND PLUS SDL APR 2026 50:50 ETF FOF	0.08	0.08	0.08	0.08
AXIS CRISIL IBX SDL MAY 2027 INDEX FUND	0.10	0.10	0.10	0.10
AXIS NIFTY SDL SEPTEMBER 2026 DEBT INDEX FUND	0.10	0.10	0.10	0.10
AXIS CRISIL IBX50:50 GILT PLUS SDL JUNE 2028 INDEX FUND	0.13	0.13	0.13	0.13
AXIS CRISIL IBX50:50 GILT PLUS SDL SEP 2027 INDEX FUND	0.17	0.17	0.17	0.17
AXIS CRISIL IBX AAA NBFC INDEX JUNE 2027 FUND	0.24	0.24	0.24	0.24
AXIS CRISIL-IBX AAA BOND FIN SER. SEP27 INDEX FUND	0.07	0.07	0.07	0.07
AXIS CRISIL-IBX AAA BOND NBFC-HFC – JUN 2027 INDEX FUND	0.08	0.08	0.08	0.08
AXIS CRISIL-IBX FIN. SER 3-6 MONTHS DEBT INDEX FUND	0.10	0.10	0.10	0.10
AXIS DYNAMIC BOND FUND	0.17	0.17	0.17	0.17
AXIS STRATEGIC BOND FUND	0.59	0.59	0.59	0.59
AXIS CREDIT RISK FUND	0.72	0.72	0.72	0.72
AXIS BANKING & PSU DEBT FUND	0.25	0.25	0.25	0.25
AXIS SHORT DURATION FUND	0.42	0.42	0.42	0.42
AXIS CORPORATE BOND FUND	0.47	0.47	0.47	0.47
AXIS TREASURY ADVANTAGE FUND	0.34	0.34	0.34	0.34
AXIS ULTRA SHORT DURATION FUND	0.68	0.68	0.68	0.68
AXIS LONG DURATION FUND	0.30	0.30	0.30	0.30
AXIS FLOATER FUND	0.25	0.25	0.25	0.25
AXIS LIQUID FUND	0.08	0.08	0.08	0.08
AXIS OVERNIGHT FUND	0.02	0.02	0.02	0.02
AXIS MONEY MARKET FUND	0.10	0.10	0.10	0.10
AXIS GOLD FUND	0.33	0.33	0.33	0.33
AXIS SILVER FUND OF FUND	0.38	0.38	0.38	0.38
AXIS GOLD AND SILVER PASSIVE FOF	0.20	0.20	0.20	0.20

The information contained herein is solely for private circulation for reading / understanding of registered Mutual Fund Distributors and should not be circulated to investors/prospective investors.

Commission Structure for Mutual Fund Distributors

Period: 01 April till 30 June 2026

Scheme Name	Fund Positioning	Exit Load (*)	Base Commission			Commission Including GST (Illustration purpose only)^		
			Trail 1st year	Trail 2nd and 3rd year	Trail 4th year onwards	Trail 1st year	Trail 2nd and 3rd year	Trail 4th year onwards
Debt Schemes								
Bajaj Finserv Overnight Fund	Overnight Fund	NIL	0.04%	0.04%	0.04%	0.05%	0.05%	0.05%
Bajaj Finserv Liquid Fund	Liquid Fund	7 days	0.05%	0.05%	0.05%	0.06%	0.06%	0.06%
Bajaj Finserv Money Market Fund	Money Market Fund	NIL	0.30%	0.30%	0.30%	0.35%	0.35%	0.35%
Bajaj Finserv Banking and PSU Fund	Banking & PSU Fund	NIL	0.38%	0.38%	0.38%	0.45%	0.45%	0.45%
Bajaj Finserv Low Duration Fund	Low Duration	NIL	0.55%	0.55%	0.55%	0.65%	0.65%	0.65%
Bajaj Finserv Gilt Fund	Gilt Fund	NIL	0.42%	0.42%	0.42%	0.50%	0.50%	0.50%
Equity and Hybrid Schemes								
Bajaj Finserv Flexi Cap Fund	Flexi Cap Fund	6 Months	0.85%	0.85%	0.85%	1.00%	1.00%	1.00%
Bajaj Finserv Large and Mid Cap Fund	Large and Mid Cap	6 Months	0.98%	0.98%	0.98%	1.16%	1.16%	1.16%
Bajaj Finserv Large Cap Fund	Large Cap	6 Months	1.06%	1.06%	1.06%	1.25%	1.25%	1.25%
Bajaj Finserv Multi Cap Fund	Multi Cap	6 Months	1.06%	1.06%	1.06%	1.25%	1.25%	1.25%
Bajaj Finserv Small Cap Fund	Small Cap	6 Months	1.06%	1.06%	1.06%	1.25%	1.25%	1.25%
Bajaj Finserv Consumption Fund	Thematic	3 Months	1.10%	1.10%	1.10%	1.30%	1.30%	1.30%
Bajaj Finserv Healthcare Fund	Thematic	3 Months	1.15%	1.15%	1.15%	1.36%	1.36%	1.36%
Bajaj Finserv Banking and Financial Services Fund	Thematic	3 Months	1.15%	1.15%	1.15%	1.36%	1.36%	1.36%
Bajaj Finserv ELSS Tax Saver Fund	ELSS	3 Yrs Lock in	1.15%	1.15%	1.15%	1.36%	1.36%	1.36%
Bajaj Finserv Balanced Advantage Fund	Balanced Advantage	6 Months	1.06%	1.06%	1.06%	1.25%	1.25%	1.25%
Bajaj Finserv Multi Asset Allocation Fund	Multi Asset	1 Year	1.06%	1.06%	1.06%	1.25%	1.25%	1.25%
Bajaj Finserv Equity Savings Fund	Equity Savings	7 Days	0.64%	0.64%	0.64%	0.76%	0.76%	0.76%
Bajaj Finserv Arbitrage Fund	Arbitrage Fund	15 Days	0.40%	0.40%	0.40%	0.47%	0.47%	0.47%
Index Schemes								
Bajaj Finserv Nifty 50 Index Fund	Index	NIL	0.40%	0.40%	0.40%	0.47%	0.47%	0.47%
Bajaj Finserv Nifty Next 50 Index Fund	Index	NIL	0.40%	0.40%	0.40%	0.47%	0.47%	0.47%

* Kindly refer SID

^Commission (including GST) is presented above solely for illustrative purposes. The actual GST / Taxes applicable on base commission / brokerage shall be computed separately based on the factors including GST registration status of the distributor (i.e., GST Registered, Composition, or Unregistered/Not Registered). All payments shall be made in accordance with Association of Mutual Funds in India Circular Ref. No. 135/BP/123/2025-26 dated March 12, 2026, and such other SEBI and/or AMFI circular/guidelines issued from time to time.

Terms & Conditions:

- Commission shall be determined based on total mobilization procured during the brokerage period for ongoing schemes. Total mobilization shall include Lump sum, SIP instalment and Switch-in from Bajaj Finserv Mutual Fund Schemes.
- Only the valid application form under Regular Plan with ARN number mentioned in the broker code from empaneled distributors will be considered for the commission payment.
- Commission on all fresh SIP/STP registrations and future instalments of all existing SIP/STP registrations shall be payable as per the commission rate applicable on the NAV date of each instalment of SIP/STP.
- For any GST related query please refer AMFI guidelines.**
 - Circular Ref No.: 135/BP/123/2025-26, Dated: March 12, 2026, and such other SEBI and/or AMFI circular/guidelines issued from time to time.
 - Base Commission Rate is exclusive of GST.
- Commission shall be payable at the applicable new commission rates, as stated above, on fresh dividend reinvestment units allotted during the brokerage period.
- Trail commission for SIP/STP application would be applicable as on Trade date/Installment date as the case may be.
- The transactions will be subject to terms and conditions mentioned in the Scheme Information Document (SID) & Statement of Additional Information (SAI) and shall be binding on the distributor.
- The Commission mentioned hereinabove is solely payable to AMFI/NISM certified distributors and can be changed by the AMC at its sole discretion without any prior intimation or notification.
- The AMC shall not be responsible for any losses incurred by anyone due to a change in the Commission structure.
- The Commission shall be subject to claw back provisions, as applicable.
- The Distributor should abide by the code of conduct and rules/regulations laid down by SEBI and AMFI. Also, it is specifically mentioned that the Distributor will neither pass on or rebate Commission back to investors nor tempt them with rebate/gifts. The AMC will take disciplinary action against any Distributor who is found violating the rules, regulations, and Code of conduct. The AMC reserves the right to suspend the Commission payable if it is brought to our notice that the Distributor has violated the code of conduct and/or rules/regulations laid down by SEBI and AMFI.
- The Distributor shall disclose all commissions (including in the form of trail commission or any other mode) payable to them for the different competing Schemes of various Mutual Funds from amongst which the Scheme is being recommended to the investor.
- The decision of AMC in all matters pertaining to the Commission will be final and binding in all respects on the Distributor.
- It would be deemed that the terms as stated in this communication have been accepted by you if you mobilize business subsequent to this communication.
- Further, AMC reserves the right to revise trail commission in case there is a change in regulation pertaining to fund-related expenses.

Mutual Fund investments are subject to market risks, read all scheme related documents carefully.

Scheme Detail	Amount /Time Slab /Trxn. Type	1 st Year Trail	2 nd Year Trail	3 rd Year Trail	4 th Year onwards Trail
Equity Funds					
Bandhan Business Cycle Fund	Any Amount	1.24 %	1.24 %	1.24 %	1.24 %
Bandhan ELSS Tax Saver Fund	Any Amount	1.02 %	1.02 %	1.02 %	1.02 %
Bandhan Financial Services Fund	Any Amount	1.27 %	1.27 %	1.27 %	1.27 %
BANDHAN Flexi Cap Fund	Any Amount	1.01 %	1.01 %	1.01 %	1.01 %
BANDHAN Focused Fund	Any Amount	1.16 %	1.16 %	1.16 %	1.16 %
Bandhan Healthcare Fund	Any Amount	1.39 %	1.39 %	1.39 %	1.39 %
BANDHAN Infrastructure Fund	Any Amount	1.21 %	1.21 %	1.21 %	1.21 %
Bandhan Innovation Fund	Any Amount	1.15 %	1.15 %	1.15 %	1.15 %
BANDHAN Large & Mid Cap	Any Amount	0.93 %	0.93 %	0.93 %	0.93 %
BANDHAN Large Cap Fund	Any Amount	1.17 %	1.17 %	1.17 %	1.17 %
BANDHAN Mid Cap Fund	Any Amount	1.15 %	1.15 %	1.15 %	1.15 %
BANDHAN Multi Cap Fund	Any Amount	1.11 %	1.11 %	1.11 %	1.11 %
Bandhan Multi-Factor Fund	Any Amount	1.37 %	1.37 %	1.37 %	1.37 %
Bandhan Retirement Fund	Any Amount	1.41 %	1.41 %	1.41 %	1.41 %
Bandhan Small Cap Fund	Any Amount	0.89 %	0.89 %	0.89 %	0.89 %
BANDHAN Transportation and Logistics Fund	Any Amount	1.37 %	1.37 %	1.37 %	1.37 %
BANDHAN Value Fund	Any Amount	0.98 %	0.98 %	0.98 %	0.98 %
Hybrid Funds					
Bandhan Aggressive Hybrid Fund	Any Amount	1.17 %	1.17 %	1.17 %	1.17 %
BANDHAN Arbitrage Fund	Any Amount	0.51 %	0.51 %	0.51 %	0.51 %
BANDHAN Balanced Advantage Fund	Any Amount	1.14 %	1.14 %	1.14 %	1.14 %
Bandhan Conservative Hybrid Fund	Any Amount	1.03 %	1.03 %	1.03 %	1.03 %
BANDHAN Equity Savings Fund	Any Amount	0.58 %	0.58 %	0.58 %	0.58 %
Bandhan Multi Asset Allocation Fund	Any Amount	1.05 %	1.05 %	1.05 %	1.05 %
UST Pack					
BANDHAN Low Duration Fund	Any Amount	0.34 %	0.34 %	0.34 %	0.34 %
Bandhan Money Market Fund	Any Amount	0.16 %	0.16 %	0.16 %	0.16 %
Bandhan Ultra Short Duration Fund	Any Amount	0.22 %	0.22 %	0.22 %	0.22 %
Debt Funds					
Bandhan Banking and PSU Fund	Any Amount	0.33 %	0.33 %	0.33 %	0.33 %
Bandhan Medium to Long Duration Fund	Any Amount	1.14 %	1.14 %	1.14 %	1.14 %
Bandhan Medium Duration Fund	Any Amount	0.75 %	0.75 %	0.75 %	0.75 %
Bandhan Short Duration Fund	Any Amount	0.43 %	0.43 %	0.43 %	0.43 %
BANDHAN Corporate Bond Fund	Any Amount	0.33 %	0.33 %	0.33 %	0.33 %
BANDHAN Credit Risk Fund	Any Amount	0.94 %	0.94 %	0.94 %	0.94 %
BANDHAN Dynamic Bond Fund	Any Amount	0.90 %	0.90 %	0.90 %	0.90 %
Bandhan Floater Fund	Any Amount	0.36 %	0.36 %	0.36 %	0.36 %
Bandhan Gilt Fund	Any Amount	0.64 %	0.64 %	0.64 %	0.64 %
Bandhan Gilt Fund - 10 year constant duration Fund	Any Amount	0.23 %	0.23 %	0.23 %	0.23 %
Bandhan Long Duration Fund	Any Amount	0.36 %	0.36 %	0.36 %	0.36 %
Cash					
BANDHAN Liquid Fund	Any Amount	0.09 %	0.09 %	0.09 %	0.09 %
BANDHAN Overnight Fund	Any Amount	0.04 %	0.04 %	0.04 %	0.04 %
Index					
Bandhan BSE Healthcare Index Fund	Any Amount	0.54 %	0.54 %	0.54 %	0.54 %
Bandhan BSE India Sector Leaders Index Fund	Any Amount	0.58 %	0.58 %	0.58 %	0.58 %
BANDHAN CRISIL IBX 90:10 SDL Plus Gilt April 2032 Index Fund	Any Amount	0.13 %	0.13 %	0.13 %	0.13 %
BANDHAN CRISIL IBX 90:10 SDL Plus Gilt Nov 2026 Index Fund	Any Amount	0.17 %	0.17 %	0.17 %	0.17 %
BANDHAN CRISIL IBX 90:10 SDL Plus Gilt Sep 2027 Index Fund	Any Amount	0.17 %	0.17 %	0.17 %	0.17 %
BANDHAN CRISIL IBX Gilt April 2026 Index Fund	Any Amount	0.22 %	0.22 %	0.22 %	0.22 %

BANDHAN CRISIL IBX Gilt April 2028 Index Fund	Any Amount	0.23 %	0.23 %	0.23 %	0.23 %
BANDHAN CRISIL IBX Gilt April 2032 Index Fund	Any Amount	0.24 %	0.24 %	0.24 %	0.24 %
BANDHAN CRISIL IBX Gilt June 2027 Index Fund	Any Amount	0.23 %	0.23 %	0.23 %	0.23 %
Bandhan CRISIL-IBX 10:90 Gilt + SDL Index Dec 2029 Fund	Any Amount	0.13 %	0.13 %	0.13 %	0.13 %
Bandhan CRISIL-IBX Financial Services 3-6 Months Debt Index Fund	Any Amount	0.57 %	0.57 %	0.57 %	0.57 %
BANDHAN Nifty 100 Index Fund	Any Amount	0.31 %	0.31 %	0.31 %	0.31 %
Bandhan Nifty 200 Quality 30 Index Fund	Any Amount	0.56 %	0.56 %	0.56 %	0.56 %
BANDHAN Nifty 50 Index Fund	Any Amount	0.31 %	0.31 %	0.31 %	0.31 %
Bandhan Nifty 500 Momentum 50 Index Fund	Any Amount	0.56 %	0.56 %	0.56 %	0.56 %
Bandhan Nifty 500 Value 50 Index Fund	Any Amount	0.54 %	0.54 %	0.54 %	0.54 %
Bandhan Nifty Alpha 50 Index Fund	Any Amount	0.55 %	0.55 %	0.55 %	0.55 %
Bandhan Nifty Alpha Low Volatility 30 Index Fund	Any Amount	0.57 %	0.57 %	0.57 %	0.57 %
Bandhan Nifty Bank Index Fund	Any Amount	0.56 %	0.56 %	0.56 %	0.56 %
Bandhan Nifty IT Index Fund	Any Amount	0.56 %	0.56 %	0.56 %	0.56 %
Bandhan Nifty Midcap 150 Index Fund	Any Amount	0.45 %	0.45 %	0.45 %	0.45 %
Bandhan Nifty Next 50 Index Fund	Any Amount	0.58 %	0.58 %	0.58 %	0.58 %
Bandhan Nifty Smallcap 250 Index Fund	Any Amount	0.48 %	0.48 %	0.48 %	0.48 %
Bandhan Nifty Total Market Index Fund	Any Amount	0.57 %	0.57 %	0.57 %	0.57 %
BANDHAN Nifty100 Low Volatility 30 Index Fund	Any Amount	0.50 %	0.50 %	0.50 %	0.50 %
BANDHAN Nifty200 Momentum 30 Index Fund	Any Amount	0.54 %	0.54 %	0.54 %	0.54 %
Fund of Fund & ETF					
Bandhan Aggressive Hybrid Passive FOF	Any Amount	0.30 %	0.30 %	0.30 %	0.30 %
Bandhan Conservative Hybrid Passive FOF	Any Amount	0.08 %	0.08 %	0.08 %	0.08 %
Bandhan Multi-Asset Passive FOF	Any Amount	0.12 %	0.12 %	0.12 %	0.12 %
Bandhan Gold ETF FOF	Any Amount	0.27 %	0.27 %	0.27 %	0.27 %
Bandhan Income Plus Arbitrage Active FOF	Any Amount	0.15 %	0.15 %	0.15 %	0.15 %
Bandhan Silver ETF FOF	Any Amount	0.28 %	0.28 %	0.28 %	0.28 %
Bandhan US specific Equity Active FOF	Any Amount	0.88 %	0.88 %	0.88 %	0.88 %
Bandhan US Treasury Bond 0-1 yr sp. Debt Passive Fof	Any Amount	0.02 %	0.02 %	0.02 %	0.02 %

Terms & Conditions:

- i. All distribution commission shall be payable only in form of Trail commission. No upfront commission or Trail paid in advance / Upfronted Trail shall be payable.
- ii. The brokerage/incentives shall be exclusive of GST and any other applicable taxes effective 1st April 2026. GST shall be payable only upon submission of a valid GST invoice by the distributor and subject to applicable validation requirements, post release of base brokerage. In case of delay in submission or mismatch, the GST component shall be held and released in subsequent cycles upon successful validation.
- iii. Any brokerage payout related discrepancies have to be intimated to us within 45 days from the date of release of brokerage.
- iv. Distributors who have updated their valid GST registration details with AMFI shall be treated as registered distributors. In absence of valid GST details or non-updates with AMFI, the distributor shall be treated as unregistered, and applicable provisions shall be followed.
- v. GST shall be applicable on distribution commission as per prevailing GST laws.
- vi. For GST payout, the distributors will have to raise the invoices favouring Bandhan Mutual Fund and do the GST return filing accordingly. GST invoices must match the commission details as per AMC/RTA records for successful processing.
- vii. **Below is the GST number of Bandhan Mutual Fund.**

Name of Entity	Billing address	PAN	GST no
Bandhan Mutual Fund	6th Floor, One World centre, Jupiter Mills Compound, 841, Senapati Bapat Marg, Elphinstone Road, Mumbai, Maharashtra 400013	AAETS9556K	27AAETS9556K1ZP

- viii. In the event the GST invoice submitted by the distributor is not reported in their GST returns and/or the corresponding GST amount is not reflected in the AMC's GSTR-2B for the relevant period, the AMC reserves the right to recover or adjust such GST amount from subsequent pay-outs.
- ix. Bandhan Asset Management Company Limited (BANDHAN AMC) reserves absolute right and authority to change the brokerage structure applicable to existing as well as future assets contributed by the Distributor, at its sole discretion. Any such change in the brokerage structure shall be intimated to the Distributors by telephone/post/email/courier/post/text message or such other medium of communication as may be preferred by BANDHAN AMC and the same shall be effective from the date of dispatch of such communication.
- x. W.e.f. 1st Jan'22, we have shifted to triggered based pay-out mechanism for fresh SIP/STP registrations. For live SIP/STP as on 31st Dec'21, we will continue to follow registration .

The below table details the Exit Loads applicable and Effective Date:

Scheme	Exit Load
Bandhan Income Plus Arbitrage Active FOF	Nil
Bandhan Arbitrage Fund	If redeemed before 15 Day; Exit Load is 0.25%;
Bandhan Aggressive Hybrid	If redeemed before 365 Day; Exit Load is 1%;If redeemed/switched out within 365 days from the date of allotment:Upto

Passive FOF	10% of investment:Nil,For remaining investment: 1% of applicable NAV.If redeemed / switched out after 365 days from date of allotment: Nil.
Bandhan Conservative Hybrid Passive FOF	If redeemed before 365 Day; Exit Load is 1%;If redeemed/switched out within 365 days from the date of allotment:Upto 10% of investment:Nil,For remaining investment: 1% of applicable NAV.If redeemed / switched out after 365 days from date of allotment: Nil.
Bandhan Multi-Asset Passive FOF	If redeemed before 365 Day; Exit Load is 1%;
Bandhan Balanced Advantage Fund	If redeemed before 90 Day; Exit Load is 0.5%;
Bandhan Banking and PSU Fund	Nil
Bandhan Medium to Long Duration Fund	If redeemed before 365 Day; Exit Load is 1%;For exit within 365 Day from the date of allotment - For 10% of investment : Nil - For remaining investment : 1.00%
Bandhan Medium Duration Fund	Nil
Bandhan Short Duration Fund	Nil
Bandhan BSE Healthcare Index Fund	If redeemed before 15 Day; Exit Load is 0.25%;
Bandhan BSE Sensex ETF	Nil
Bandhan Business Cycle Fund	If redeemed before 30 Day; Exit Load is 0.5%;
Bandhan Conservative Hybrid Fund	If redeemed before 7 Day; Exit Load is 0.25%;
Bandhan Large & Mid Cap Fund	If redeemed before 365 Day; Exit Load is 1%;If redeemed/switched out within 365 days from the date of allotment:Upto 10% of investment:Nil,For remaining investment: 1% of applicable NAV.If redeemed / switched out after 365 days from date of allotment: Nil.
Bandhan Corporate Bond Fund	Nil
Bandhan Credit Risk Fund	If redeemed before 365 Day; Exit Load is 1%;
Bandhan CRISIL IBX 90:10 SDL Plus Gilt April 2032 Index Fund	Nil
Bandhan CRISIL IBX 90:10 SDL Plus Gilt Nov 2026 Index Fund	Nil
Bandhan CRISIL IBX 90:10 SDL Plus Gilt Sep 2027 Index Fund	Nil
Bandhan Crisil IBX Gilt April 2026 Index Fund	Nil
Bandhan CRISIL IBX Gilt April 2028 Index Fund	Nil
Bandhan Crisil IBX Gilt April 2032 Index Fund	Nil
Bandhan CRISIL IBX Gilt June 2027 Index Fund	Nil
Bandhan Dynamic Bond Fund	Nil
Bandhan ELSS Tax saver Fund	Nil
Bandhan Equity Savings Fund	If redeemed before 7 Day; Exit Load is 0.25%;If redeemed/switched out within 7 days from the date of allotment:Up to 10% of investment: Nil.For remaining investment: 0.25% of applicable NAV.If redeemed/switched out after 7 days from date of allotment: Nil.
Bandhan Financial Services Fund	If redeemed before 30 Day; Exit Load is 0.5%;
Bandhan Fixed Maturity Plan (FMP) - Series 209 (93 Days)	Nil
Bandhan Flexi Cap Fund	If redeemed before 365 Day; Exit Load is 1%;If redeemed/switched out within 365 days from the date of allotment:Upto 10% of investment:Nil,For remaining investment: 1% of applicable NAV.If redeemed / switched out after 365 days from date of allotment: Nil.
Bandhan Floater Fund	Nil
Bandhan Focused Fund	If redeemed before 365 Day; Exit Load is 1%;If redeemed/switched out within 365 days from the date of allotment:Upto 10% of investment:Nil,For remaining investment: 1% of applicable NAV.If redeemed / switched out after 365 days from date of allotment: Nil.
Bandhan Gilt Fund - 10 year constant duration Fund	Nil
Bandhan Gilt Fund	Nil
Bandhan Aggressive Hybrid Fund	If redeemed before 12 Month; Exit Load is 1%;In respect of each purchase of Units:For 10% of investment : Nil.For remaining investment : 1% if redeemed/switched out within 12 months from the date of allotment.
Bandhan Infrastructure Fund	If redeemed before 30 Day; Exit Load is 0.5%;
Bandhan Innovation Fund	If redeemed before 30 Day; Exit Load is 0.5%;
Bandhan Large Cap Fund	If redeemed before 30 Day; Exit Load is 0.5%;

Bandhan Liquid Fund	1 Day; Exit Load is 0.007%; 2 Days; Exit Load is 0.0065%; 3 Days; Exit Load is 0.006%; 4 Days; Exit Load is 0.0055%; 5 Days; Exit Load is 0.005%; 6 Days; Exit Load is 0.0045%; 7 Days; Exit Load is Nil;
Bandhan Long Duration Fund	Nil
Bandhan Low Duration Fund	Nil
Bandhan Midcap Fund	If redeemed before 1 Year ; Exit Load is 1%;
Bandhan Money Market Fund	Nil
Bandhan Multi Asset Allocation Fund	If redeemed before 1 Year ; Exit Load is 0.5%;For 10% of investment: NIL.For remaining investment:0.50% if redeemed/ switched out within 1 year from the date of allotment.If redeemed/switched out after 1 year from the date of allotment - NIL.
Bandhan Multi Cap Fund	If redeemed before 1 Year ; Exit Load is 1%;
Bandhan Nifty 100 Index Fund	Nil
Bandhan Nifty 200 Quality 30 Index Fund	If redeemed before 15 Day; Exit Load is 0.25%;
Bandhan Nifty 50 ETF	Nil
Bandhan Nifty 50 Index Fund	Nil
Bandhan Nifty 500 Momentum 50 Index Fund	If redeemed before 15 Day; Exit Load is 0.25%;
Bandhan Nifty 500 Value 50 Index Fund	If redeemed before 15 Day; Exit Load is 0.25%;
Bandhan Nifty Alpha 50 Index Fund	Nil
Bandhan Nifty Alpha Low Volatility 30 Index Fund	If redeemed before 15 Day; Exit Load is 0.25%;
Bandhan Nifty Bank Index Fund	If redeemed before 15 Day; Exit Load is 0.25%;
Bandhan Nifty IT Index Fund	Nil
Bandhan Nifty Midcap 150 Index Fund	If redeemed before 15 Day; Exit Load is 0.25%;
Bandhan Nifty Smallcap 250 Index Fund	Nil
Bandhan Nifty Total Market Index Fund	If redeemed before 15 Day; Exit Load is 0.25%;
Bandhan Nifty100 Low Volatility 30 Index Fund	Nil
Bandhan Nifty200 Momentum 30 Index Fund	Nil
Bandhan Overnight Fund	Nil
Bandhan Retirement Fund	Nil
Bandhan Small Cap Fund	If redeemed before 1 Year ; Exit Load is 1%;
Bandhan Value Fund	If redeemed before 365 Day; Exit Load is 1%;If redeemed/switched out within 365 days from the date of allotment:Upto 10% of investment:Nil,For remaining investment: 1% of applicable NAV.If redeemed / switched out after 365 days from date of allotment: Nil.
Bandhan Transportation and Logistics Fund	If redeemed before 30 Day; Exit Load is 0.5%;
Bandhan Ultra Short Duration Fund	Nil
Bandhan US specific Equity Active FOF	If redeemed before 1 Year ; Exit Load is 1%;
Bandhan US Treasury Bond 0-1 yr sp. Debt Passive FOF	If redeemed before 7 Day; Exit Load is 0.1%;
Bandhan Nifty Next 50 Index Fund	If redeemed before 15 Day; Exit Load is 0.25%
Bandhan CRISIL-IBX 10:90 Gilt + SDL Index Dec 2029 Fund	Nil
Bandhan CRISIL-IBX Financial Services 3-6 Months Debt Index Fund	Nil
Bandhan Multi-Factor Fund	If redeemed before 30 Day; Exit Load is 0.5%;
Bandhan Bse India Sector Leaders Index Fund	If redeemed before 15 Day; Exit Load is 0.25%;
Bandhan ELSS Tax Saver Fund	Nil
Bandhan Healthcare Fund	If redeemed before 30 Day; Exit Load is 0.5%;
Bandhan Gold ETF FOF	If redeemed before 30 Day; Exit Load is 0.5%;

LOAD & DISTRIBUTOR REMUNERATION STRUCTURE

Period : 1st April 2026 - 30th June 2026

Scheme Name Plan (For All Application Sizes)	Brokerage Applicable to T30 & B30 Cities					
	Trail First to Third Year (%)			Trail Fourth Year Onwards(%)		
	Annual Paid Monthly			Annual Paid Monthly		
	Total (p.a) Base+GST	Base	GST	Total (p.a) Base+GST	Base	GST
Baroda BNP Paribas ESG Best-in-Class Strategy Fund	1.60	1.36	0.24	1.45	1.23	0.22
Baroda BNP Paribas Business Conglomerates Fund	1.40	1.19	0.21	1.25	1.06	0.19
Baroda BNP Paribas Health and Wellness Fund	1.60	1.36	0.24	1.45	1.23	0.22
Baroda BNP Paribas Energy Opportunities Fund	1.60	1.36	0.24	1.45	1.23	0.22
Baroda BNP Paribas Dividend Yield Fund	1.35	1.14	0.21	1.20	1.02	0.18
Baroda BNP Paribas Manufacturing Fund	1.35	1.14	0.21	1.20	1.02	0.18
Baroda BNP Paribas Innovation Fund	1.35	1.14	0.21	1.20	1.02	0.18
Baroda BNP Paribas Small Cap Fund	1.35	1.14	0.21	1.20	1.02	0.18
Baroda BNP Paribas Flexi Cap Fund	1.35	1.14	0.21	1.20	1.02	0.18
Baroda BNP Paribas Large Cap Fund	1.20	1.02	0.18	1.05	0.89	0.16
Baroda BNP Paribas Multi Cap Fund	1.20	1.02	0.18	1.05	0.89	0.16
Baroda BNP Paribas Large & Mid Cap Fund	1.35	1.14	0.21	1.20	1.02	0.18
Baroda BNP Paribas Mid Cap Fund	1.20	1.02	0.18	1.05	0.89	0.16
Baroda BNP Paribas Focused Fund	1.55	1.31	0.24	1.40	1.19	0.21
Baroda BNP Paribas Value Fund	1.35	1.14	0.21	1.20	1.02	0.18
Baroda BNP Paribas ELSS Fund	1.35	1.14	0.21	1.20	1.02	0.18
Baroda BNP Paribas Funds Aqua Fund of Fund	0.95	0.81	0.14	0.80	0.68	0.12
Baroda BNP Paribas India Consumption Fund	1.35	1.14	0.21	1.20	1.02	0.18
Baroda BNP Paribas Banking & Financial Services Fund	1.75	1.48	0.27	1.60	1.36	0.24
Baroda BNP Paribas Business Cycle Fund	1.55	1.31	0.24	1.40	1.19	0.21
Baroda BNP Paribas Aggressive Hybrid Fund	1.35	1.14	0.21	1.20	1.02	0.18
Baroda BNP Paribas Balanced Advantage Fund	1.20	1.02	0.18	1.05	0.89	0.16
Baroda BNP Paribas Equity Savings Fund	1.30	1.10	0.20	1.15	0.97	0.18
Baroda BNP Paribas Multi Asset Fund	1.35	1.14	0.21	1.20	1.02	0.18
Baroda BNP Paribas Retirement Fund	1.80	1.53	0.27	1.65	1.40	0.25
Baroda BNP Paribas Childrens Fund	1.80	1.53	0.27	1.65	1.40	0.25
Baroda BNP Paribas Arbitrage Fund	0.75	0.64	0.11	0.75	0.64	0.11
Baroda BNP Paribas Conservative Hybrid Fund	1.20	1.02	0.18	1.10	0.93	0.17
Baroda BNP Paribas Overnight Fund	0.05	0.04	0.01	0.05	0.04	0.01
Baroda BNP Paribas Liquid Fund	0.08	0.07	0.01	0.08	0.07	0.01
Baroda BNP Paribas Ultra Short Duration Fund	0.12	0.10	0.02	0.12	0.10	0.02
Baroda BNP Paribas Low Duration Fund	0.70	0.59	0.11	0.70	0.59	0.11
Baroda BNP Paribas Money Market Fund	0.12	0.10	0.02	0.12	0.10	0.02
Baroda BNP Paribas Short Duration Fund	0.65	0.55	0.10	0.65	0.55	0.10
Baroda BNP Paribas Dynamic Bond Fund	1.05	0.89	0.16	1.05	0.89	0.16
Baroda BNP Paribas Corporate Bond Fund	0.25	0.21	0.04	0.25	0.21	0.04
Baroda BNP Paribas Credit Risk Fund	1.12	0.95	0.17	1.12	0.95	0.17
Baroda BNP Paribas Gilt Fund	0.25	0.21	0.04	0.25	0.21	0.04
Baroda BNP Paribas Nifty SDL Dec 2026 Index Fund	0.25	0.21	0.04	0.25	0.21	0.04
Baroda BNP Paribas Nifty SDL Dec 2028 Index Fund	0.25	0.21	0.04	0.25	0.21	0.04
Baroda BNP Paribas Nifty 50 Index Fund	0.40	0.34	0.06	0.30	0.25	0.05
Baroda BNP Paribas Nifty200 Momentum 30 Index Fund	0.60	0.51	0.09	0.60	0.51	0.09
Baroda BNP Paribas NIFTY Midcap 150 Index Fund	0.60	0.51	0.09	0.60	0.51	0.09
Baroda BNP Paribas Income plus Arbitrage Active FOF	0.20	0.17	0.03	0.20	0.17	0.03
Baroda BNP Paribas Multi Asset Active FOF	0.75	0.64	0.11	0.65	0.55	0.10
Baroda BNP Paribas Gold ETF FOF	0.35	0.30	0.05	0.30	0.25	0.05

Loads and Commission for 1st April 2026- 30th April 2026

Scheme Name	Exit Load	Trail 1st - 3rd Year (p.a%) excluding GST	Trail 4th year onwards (p.a%) excluding GST
Equity Funds			
Bank of India Large Cap Fund	<ul style="list-style-type: none"> For redemption/switch out of initial units allotted within 3 months from the date of allotment :1% Exit Load Any redemption/switch out from the date of allotment of units after 3 months: NIL 	1.25%	1.15%
Bank of India Large & Mid Cap Fund	<ul style="list-style-type: none"> For redemption/switch out upto 10% of the initial units allotted within 1 year from the date of allotment: "NIL" Any redemption /switch out - in excess of the above mentioned limit would be subject to an exit load of 1%, if the units are redeemed/switched out within 1 year from the date of allotment of units If the units are redeemed/switched out after 1 year from the date of allotment of units : "NIL" 	1.25%	1.15%
Bank of India Business Cycle Fund	<ul style="list-style-type: none"> NIL -There will be no exit load within 3 months from the date of allotment for redemption/switch out upto 10% of the units allotted. 1% - Any redemption/switch out in excess of the above mentioned limit would be subject to an exit load of 1%, if the units are redeemed/switched out within 3 months from the date of allotment of units. NIL -There will be no exit load on any redemption/switch out after 3 months from the date of allotment of units. 	1.25%	1.15%
Bank of India Consumption Fund	<ul style="list-style-type: none"> If redeemed /switched-out within 3 months from the date of allotment: Nil For 10% of investments:-Nil For remaining investments:1% If redeemed/switched-out after 3 months from the date of allotment: Nil 	1.25%	1.15%
Bank of India Manufacturing & Infrastructure Fund	<ul style="list-style-type: none"> For redemption/switch out upto 10% of the initial units allotted within 1 year from the date of allotment: "NIL" Any redemption/switch out - in excess of the above mentioned limit would be subject to an exit load of 1%, if the units are redeemed/switched out within 1 year from the date of allotment of units If the units are redeemed/switched out after 1 year from the date of allotment of units : "NIL" 	1.25%	1.15%
Bank of India Multicap Fund	<ul style="list-style-type: none"> For redemption/switch out upto 10% of the initial units allotted within 1 year from the date of allotment: "NIL" Any redemption/switch out - in excess of the above mentioned limit would be subject to an exit load of 1%, if the units are redeemed/switched out within 1 year from the date of allotment of units. If the units are redeemed/switched out after 1 year from the date of allotment of units : "NIL" 	1.10%	1.00%
Bank of India ELSS Tax Saver	NIL	1.05%	0.95%
Bank of India Small Cap Fund	<ul style="list-style-type: none"> For redemption/switch out Upto 10% of the initial units allotted within 1 year from the date of allotment: "NIL" Any redemption/switch out in excess of the above mentioned limit would be subject to an exit load of 1%, if the units are redeemed/switched out within 1 year from the date of allotment of units. If the units are redeemed/switched out after 1 year from the date of allotment of units : "NIL" 	1.00%	0.90%
Bank of India Flexi Cap Fund	<ul style="list-style-type: none"> For redemption/switch out of initial units allotted within 3 months from the date of allotment :1% Exit Load Any redemption/switch out from the date of allotment of units after 3 months: NIL 	1.00%	0.90%
Bank of India Mid Cap Fund	<ul style="list-style-type: none"> For redemption/switch out of units within 60 days from the date of allotment: 1% Any redemption/switch out after 60 days from the date of allotment of units: NIL 	1.25%	1.15%
Bank of India Banking & Financial Services Fund	<ul style="list-style-type: none"> For redemption/switch out of units within 60 days from the date of allotment: 1% Any redemption/switch out after 60 days from the date of allotment of units: NIL 	1.25%	1.15%

Hybrid Funds			
Scheme Name	Exit Load	Trail 1st - 3rd Year (p.a.) excluding GST	Trail 4th year onwards (p.a.) excluding GST
Bank of India Balanced Advantage Fund	<ul style="list-style-type: none"> For redemption/switch out of initial units allotted within 3 months from the date of allotment :1% Exit Load Any redemption/switch out from the date of allotment of units after 3 months: NIL 	1.30%	1.20%
Bank of India Conservative Hybrid Fund	<ul style="list-style-type: none"> For redemption/switch out Upto 10% of the initial units allotted -within 1 year from the date of allotment: "NIL" Any redemption/switch out in excess of the above mentioned limit would be subject to an exit load of 1%, if the units are redeemed/switched out within 1 year from the date of allotment of units. If the units are redeemed/switched out after 1 year from the date of allotment of units : "NIL" 	1.10%	1.00%
Bank of India Mid & Small Cap Equity & Debt Fund	<ul style="list-style-type: none"> For redemption/switch out of initial units allotted within 3 months from the date of allotment :1% Exit Load Any redemption/switch out from the date of allotment of units after 3 months: NIL 	1.10%	1.00%
Bank of India Multi Asset Allocation Fund	<ul style="list-style-type: none"> For redemption/switch out upto 10% of the initial units allotted -within 1 year from the date of allotment: "NIL" Any redemption/switch out - in excess of the above mentioned limit would be subject to an exit load of 1%, if the units are redeemed/switched out within 1 year from the date of allotment of units. If the units are redeemed/switched out after 1 year from the date of allotment of units : "NIL" 	1.00%	0.90%
Bank of India Arbitrage Fund	<ul style="list-style-type: none"> Any Redemption/Switch out - would be subject to an exit load of 0.50%, if the units are redeemed/switched out within 15 days from the date of allotment of units. If the units are redeemed/switched out after 15 days from the date of allotment of units : "NIL" 	0.50%	0.40%

Debt Funds		Trail 1st - 3rd Year (p.a.) excluding GST	Trail 4th year onwards (p.a%) excluding GST																
Scheme Name	Exit Load																		
Bank of India Short Term Income Fund	NIL	0.60%	0.55%																
Bank of India Ultra Short Duration Fund	NIL	0.50%	0.45%																
Bank of India Money Market Fund	NIL	0.35%	0.30%																
Bank of India Liquid Fund	<table border="1"> <thead> <tr> <th>Investor Exit upon Subscription</th> <th>Exit Load (as a % of redemption proceeds)</th> </tr> </thead> <tbody> <tr> <td>1 day</td> <td>0.0070%</td> </tr> <tr> <td>2 days</td> <td>0.0050%</td> </tr> <tr> <td>3 days</td> <td>0.0020%</td> </tr> <tr> <td>4 days</td> <td>0.0050%</td> </tr> <tr> <td>5 days</td> <td>0.0050%</td> </tr> <tr> <td>6 days</td> <td>0.0060%</td> </tr> <tr> <td>7 days or more</td> <td>NIL</td> </tr> </tbody> </table>	Investor Exit upon Subscription	Exit Load (as a % of redemption proceeds)	1 day	0.0070%	2 days	0.0050%	3 days	0.0020%	4 days	0.0050%	5 days	0.0050%	6 days	0.0060%	7 days or more	NIL	0.03%	0.03%
Investor Exit upon Subscription	Exit Load (as a % of redemption proceeds)																		
1 day	0.0070%																		
2 days	0.0050%																		
3 days	0.0020%																		
4 days	0.0050%																		
5 days	0.0050%																		
6 days	0.0060%																		
7 days or more	NIL																		
Bank of India Overnight Fund	NIL	0.03%	0.03%																
Bank of India Credit Risk Fund	<ul style="list-style-type: none"> • 4% if redeemed within 12 months from the date of allotment • 3% if redeemed after 12 months but within 24 months from the date of allotment • 2% if redeemed after 24 months but within 36 months from the date of allotment • Nil if redeemed after 36 months from the date of allotment 	NIL	NIL																
Terms & Conditions:																			
<p>Please note the above commission rates are subject to revisions in case of changes that maybe required in view of Regulatory guidelines from SEBI / AMFI Best Practices.</p> <p>1. The commission rates are applicable only to MFD (distributors) empaneled with Bank of India Mutual Fund.</p> <p>2. The Commission structure communicated above is exclusive of any GST on expenses, STT/CTT, stamp duty, SEBI fees, exchange fees and other execution related charges etc. that may be applicable to the distributor. The distributor will comply with the provisions of Goods and Services Tax Laws (hereinafter referred to as "GST Laws" which includes but is not limited to Goods and Services tax Act, which shall mean The Central Goods and Services tax Act, 2017 ('CGST'); The Union Territory Goods and Services tax Act, 2017 ('UTGST'); The Respective State Goods and Services tax Act 2017 ('SGST') and The Integrated Goods and Services tax Act, 2017 ('IGST')). Any change in details such as address, GSTIN and contact details shall be intimated within 10 (ten) days of change.</p> <p>a. Commission payments shall henceforth be made as below;</p> <p>I. Base commission (Exclusive of GST): Will be paid to both Registered and Un-registered distributors on a monthly basis.</p> <p>II. GST Component: GST will be paid only to Registered distributors, subject to submission of a valid tax invoice. Since unregistered distributors are not liable to charge GST, no GST shall be payable to them. GST on the brokerage commission shall be paid out only when the MFD uploads/submits a valid GST invoice. Distributors who have registered under the GST act are required to upload the invoices by 15th of every month via RTA KFIN website https://dss.kfintech.com/dssweb/Dashboard.</p> <p>III. On receipt of the invoices and subsequent validations, the GST component shall be released to the MFDs.</p> <p>IV. For distributors Not Registered under GST, only the base commission exclusive of GST will be paid. No GST invoice or summary submission will be required.</p> <p>b. The distributor shall be responsible for complying with the requirements of GST Laws such as, including but not limited to, issuing invoice as per GST Laws requirement, uploading the details of the same on GSTIN portal, filing of GST returns etc.</p> <p>c. AMC/Mutual Fund shall not be held liable in case of any mismatch in the report generated by GSTN due to any omission by Distributors in providing such information to AMC/Mutual Fund.</p> <p>d. AMC/Mutual Fund reserves the right to claw back or withhold any future Commission payments for non/incorrect submission of GSTN details to AMC/Mutual Fund or for any liability, tax, interest, penalty, charges etc. arising because of non-compliance of GST Laws or for any excess GST paid.</p> <p>e. Bills raised by Registered Distributors should carry tax rate as applicable under GST Laws. Invoices shall be raised in the name of Bank of India India Mutual Fund with following mandatory details of Mutual Fund :-</p> <p>Name – Bank of India Mutual Fund B/204, Tower 1, Peninsula Corporate Park, Ganpatrao Kadam Marg, Lower Parel, Mumbai 400013 Place of Supply – Mumbai GST No. - 27AABTB3493R123</p> <p>3. "The distributor shall be eligible for additional incentive commission only in accordance with SEBI Circular dated 27th November 2025 and AMFI implementation standards, subject to fulfillment of all prescribed conditions, including identification of new PANs and retention of investment for a minimum period of one year with effect from the date as maybe notified by SEBI."</p> <p>4. The commission rate are applicable for all Purchases (including switches, SIP and STP etc) .</p> <p>5. The Annualized commission will be computed on the basis of "Daily Average Asset" on the NAV and paid on monthly basis.</p> <p>6. The commission payout for SIP/STP will be based on Trade date and not on the basis of Registration date.</p> <p>7. The AMC will pay only Trail commission to the MFD (Distributors).</p> <p>8. Please read the Scheme Information Document (SID), Statement of Additional Information (SAI) Key Information Memorandum (KIM) and Notice cum addendum as issued from time to time of the respective schemes for existing Total Expense Ratio (TER), existing exit load or any scheme related information.</p> <p>9. Change of Address/Contact Details / Self Declaration/ Renewal/ must be submitted to AMFI Unit of CAMS or CAMS Service Centre and not to individual AMCs /RTAs.</p> <p>10. Effective September 1, 2010, AMFI has introduced the Know Your Distributor ("KYD") norms applicable to all the Mutual Fund Distributors for fresh ARN registration and ARN renewal. As advised by AMFI, distribution/advisors are required to be KYD complied failing to which payment of commission will be suspended in full.</p> <p>11. The commission rate is subject to EUIN (Employee Unique Identification Number) regulations/ guidelines as specified by SEBI/ AMFI from time to time. Distributor shall adhere to all applicable SEBI regulation/ Circular on Code of Conduct for intermediaries and other guidelines issued by SEBI/ AMFI from time to time for Mutual Fund Distributor and ensure that no rebate is given to the investor in any form and there is no splitting of application for any benefit. Bank of India Investment Managers Private Limited reserves the right to withhold the payment on account of non-adherence to regulatory guidelines, mis-selling and non-adherence to code of conduct or any reason that Bank of India Investment Managers Private Limited may deem fit.</p> <p>12. Claw back / Recovery: In case the Commission payable to Distributor is insufficient to recover any claw back amount or any recovery pending, an intimation will be sent to the Distributor asking him to refund the money to the AMC. In case the Distributor does not pay the money within 1 month from the date of the receipt of the notice, the AMC will approach AMFI for the resolution of the same.</p> <p>13. The distributors shall adhere to all applicable SEBI Regulations in force from time to time and more particularly to SEBI circular on the code of conduct and SEBI & AMFI guidelines on mis-selling other guidelines issued by AMFI from time to time for distributors.</p> <p>14. The Commission structure is subject to provision of SEBI Regulation / AMFI Circular amended & review from time to time and the AMC reserves the right to change the commission structure/period without any prior intimation for various reasons including to meet the regulatory requirements. Decision of AMC pertaining to commission calculation and other matters pertaining thereto shall be final & binding.</p> <p>15. Distributor will disclose to the Investor that no entry load will be charged for Purchase/ additional purchase / switch-in transactions, registration under Systematic Investment Plans/ Systematics Transfer Plan in the schemes of Bank of India Mutual Fund.</p> <p>16. As per AMFI Best Practices Circular No.112/2023-24 read with AMFI Circular no.135/BP/112-1/2025-26 dated July 30, 2025 in respect of change of distributor / ARN code initiated by the investor, the AMCs may consider making payment of trail commission to the transferee distributor after a cooling off period of twelve months from the date of change of distributor code in the Unitholder database. If the distributor code is changed back to the original ARN code within the cooling off period of twelve months, then the cooling off period of further twelve months shall restart from such date of change of distributor code. The payment of commission to the new (transferee) distributor shall be based on the lower of the commission rate (as applicable on the date of change of distributor code) of the transferor and transferee distributor. No commission will accrue during the 12-month cooling off period (i.e. No trail Commission will be paid for twelve months of cooling period from the date of Broker code changed).</p> <p>17. In accordance with the clause 4(d) of SEBI Circular No. SEBI/IMD/CIR No. 4/168230/09 dated June 30, 2009, the distributors should disclose all the commissions (in the form of trail commission or any other mode) payable to them for the different competing schemes of various mutual funds from amongst which the scheme is being recommended to the investor. Distributors are advised to ensure compliance of the same.</p> <p>18. As per AMFI guidelines 135/BP/ 107 /2023-24 dated May 04, 2023, if any business is mobilized by un-empaneled distributor it will be processed under "Direct Plan" and no commission will be paid to the distributor on the same.</p>																			
MUTUAL FUND INVESTMENTS ARE SUBJECT TO MARKET RISKS, READ ALL SCHEME RELATED DOCUMENTS CAREFULLY																			

LOAD AND BROKERAGE STRUCTURE FOR LUMP SUM & SIP/STP INVESTMENTS

(01ST APRIL 2026 – 30TH APRIL 2026)

Product	Exit Load Structure NIL load after the stated load period against each product	Trail Brokerage (Day 1 onwards) (%)		
		Total Brokerage*	Base Brokerage Rate*	GST *
EQUITY FUNDS				
Canara Robeco Banking and Financial Services Fund	1% - if redeemed/switched out above 12% of allotted units within 365 days from the date of allotment.	1.55	1.31	0.24
Canara Robeco Infrastructure	1% if redeemed / switched-out within 1 year from the date of allotment.	1.25	1.06	0.19
Canara Robeco Value Fund	1.00% - if redeemed/switched out within 365 days from the date of allotment.	1.25	1.06	0.19
Canara Robeco Manufacturing Fund	1% - if redeemed/switched out within 365 days from the date of allotment.	1.25	1.06	0.19
Canara Robeco Balanced Advantage Fund	1% - if redeemed/switched out above 12% of allotted units within 365 days from the date of allotment.	1.25	1.06	0.19
Canara Robeco Multi Asset Allocation Fund	1% - if redeemed/switched out above 12% of allotted units within 365 days from the date of allotment.	1.25	1.06	0.19
#Canara Robeco Consumption Fund	1.00% if redeemed /switched out within one year from the date of allotment	1.15	0.97	0.18
Canara Robeco Focused Fund	1.00% - if redeemed/switched out within 365 days from the date of allotment.	1.15	0.97	0.18
Canara Robeco Mid Cap Fund	1.00% - if redeemed/switched out within 365 days from the date of allotment.	1.10	0.93	0.17
Canara Robeco Multi Cap Fund	1% - if redeemed/switched out within 365 days from the date of allotment.	1.00	0.85	0.15
Canara Robeco Small Cap Fund	1.00% if redeemed / switched-out within 1 year from the date of allotment.	0.95	0.81	0.14
Canara Robeco Equity Hybrid Fund	For any redemption / switch out more than 10% of units within 1 Year from the date of allotment - 1%.	0.95	0.81	0.14
Canara Robeco Flexi Cap Fund	1.00% if redeemed /switched out within one year from the date of allotment	0.95	0.81	0.14
Canara Robeco ELSS Tax Saver	3 year lock in	0.95	0.81	0.14
Canara Robeco Large Cap Fund	1% if redeemed / switched-out within 1 year from the date of allotment.	0.90	0.76	0.14
Canara Robeco Large and Mid Cap Fund	1% if redeemed / switched-out within 1 year from the date of allotment.	0.90	0.76	0.14
DEBT FUNDS				
Canara Robeco Income Fund	Nil	1.30	1.10	0.20
Canara Robeco Conservative Hybrid Fund	For any redemption / switch out more than 10% of units within 1 Year from the date of allotment - 1%.	1.25	1.06	0.19
Canara Robeco Dynamic Bond Fund	Nil	1.15	0.97	0.18
Canara Robeco Gilt Fund	Nil	0.80	0.68	0.12
Canara Robeco Short Duration Fund	Nil	0.65	0.55	0.10
Canara Robeco Corporate Bond Fund	Nil	0.65	0.55	0.10
Canara Robeco Banking and PSU Debt Fund	Nil	0.45	0.38	0.07
Canara Robeco Savings Fund	Nil	0.30	0.25	0.05
MONEY MARKET FUNDS				
Canara Robeco Ultra Short Term Fund	Nil	0.65	0.55	0.10
Canara Robeco Liquid Fund	If redeemed on Day 1: 0.0070%, Day 2: 0.0065%, Day 3: 0.0060%, Day 4: 0.0055%, Day 5: 0.0050%, Day 6: 0.0045%	0.09	0.08	0.01
Canara Robeco Overnight Fund	Nil	0.02	0.02	GST As Applicable
<i>Subject to changes in exit load to be effective prospectively</i>				
* Conditions apply: For any GST related query please refer AMFI guidelines. Cir Ref no. 135/BP/123/2025-26, Dated-March 12, 2026. Base Brokerage Rate is exclusive of GST.				
Brokerage payable on Switches: For switch out from one Equity / Equity Hybrid Fund / Debt Schemes to another Equity / Equity Hybrid Fund / Debt Schemes, applicable exit load shall be charged and hence the applicable brokerage rates are payable in switch in schemes.				
SIP/STP Brokerage: The brokerage structure given for SIP/STP transaction is as per SIP/STP Trade Date.				
#Formerly known as Canara Robeco Consumer Trends Fund till 22nd Apr'2026				
B30 Investment structure				
Investment Mode	Commission Structure			
Lump Sum Investment	1% of the amount of the first application subject to a maximum of ₹2,000, provided the investor remains invested for a minimum period of one year			
Systematic Investment Plan (SIP)	1% of the total investment made during the first year, subject to a maximum of ₹2,000.			

DSP Mutual Fund

Brokerage Period: From **1st Apr 2026** To **30th June 2026**



Transaction Types: Lump Sum Purchases; Switch Ins, SIP/STP

Type of Brokerage		Trail Brokerage					
Location	Transaction Limit (Rs)	Yr 1,2,3 Trail	GST on Yr 1,2,3 Trail	Total Yr 1,2,3 (Including GST)	Yr 4 & Onwards Trail	GST on Yr 4 & Onwards	Total Yr 4 & Onwards (Including GST)
Hybrid							
DSP Aggressive Hybrid Fund		0.76%	0.14%	0.90%	0.68%	0.12%	0.80%
DSP Equity Savings Fund		0.64%	0.11%	0.75%	0.59%	0.11%	0.70%
DSP Regular Savings Fund		0.59%	0.11%	0.70%	0.55%	0.10%	0.65%
DSP Dynamic Asset Allocation Fund		0.93%	0.17%	1.10%	0.85%	0.15%	1.00%
DSP Multi Asset Allocation Fund		0.72%	0.13%	0.85%	0.64%	0.11%	0.75%
Equity							
DSP Large and Mid Cap Fund		0.76%	0.14%	0.90%	0.68%	0.12%	0.80%
DSP Focused Fund		0.85%	0.15%	1.00%	0.76%	0.14%	0.90%
DSP Flexi Cap Fund		0.85%	0.15%	1.00%	0.76%	0.14%	0.90%
DSP Large Cap Fund		0.76%	0.14%	0.90%	0.68%	0.12%	0.80%
DSP India TIGER Fund		0.85%	0.15%	1.00%	0.76%	0.14%	0.90%
DSP Mid Cap Fund		0.76%	0.14%	0.90%	0.68%	0.12%	0.80%
DSP Small Cap Fund		0.72%	0.13%	0.85%	0.68%	0.12%	0.80%
DSP NRNE Fund		0.89%	0.16%	1.05%	0.81%	0.14%	0.95%
DSP Healthcare Fund		0.89%	0.16%	1.05%	0.81%	0.14%	0.95%
DSP Quant Fund		0.64%	0.11%	0.75%	0.59%	0.11%	0.70%
DSP Value Fund		0.68%	0.12%	0.80%	0.64%	0.11%	0.75%
DSP Multi Cap Fund		0.93%	0.17%	1.10%	0.85%	0.15%	1.00%
DSP Banking & Financial Services Fund		1.02%	0.18%	1.20%	0.93%	0.17%	1.10%
DSP Business Cycle Fund		1.02%	0.18%	1.20%	0.93%	0.17%	1.10%
Index Fund							
DSP Nifty 50 Equal Weight Index Fund		0.47%	0.08%	0.55%	0.47%	0.08%	0.55%
DSP Nifty 50 Index Fund		0.17%	0.03%	0.20%	0.17%	0.03%	0.20%
DSP Nifty Next 50 Index Fund		0.38%	0.07%	0.45%	0.38%	0.07%	0.45%
DSP Nifty Midcap 150 Quality 50 Index Fund		0.55%	0.10%	0.65%	0.55%	0.10%	0.65%
DSP Nifty Smallcap250 Quality 50 Index Fund		0.59%	0.11%	0.70%	0.59%	0.11%	0.70%
DSP Nifty SDL GSEC 2027		0.13%	0.02%	0.15%	0.13%	0.02%	0.15%
DSP Nifty SDL GSEC 2028		0.08%	0.02%	0.10%	0.08%	0.02%	0.10%
DSP Crisil SDL GSEC 2033		0.17%	0.03%	0.20%	0.17%	0.03%	0.20%
DSP Nifty Bank Index Fund		0.55%	0.10%	0.65%	0.55%	0.10%	0.65%
DSP Nifty Top 10 Equal Weight Index Fund		0.55%	0.10%	0.65%	0.55%	0.10%	0.65%
DSP Sensex Next 30 Index Fund		0.55%	0.10%	0.65%	0.55%	0.10%	0.65%
DSP Nifty Pvt Bank Index Fund		0.59%	0.11%	0.70%	0.59%	0.11%	0.70%
DSP Nifty IT Index Fund		0.59%	0.11%	0.70%	0.59%	0.11%	0.70%
DSP Nifty Healthcare Index Fund		0.55%	0.10%	0.65%	0.55%	0.10%	0.65%
DSP Nifty 500 Flexicap Quality 30 Index Fund		0.55%	0.10%	0.65%	0.55%	0.10%	0.65%
DSP Nifty Smallcap 250 Index Fund		0.59%	0.11%	0.70%	0.59%	0.11%	0.70%
DSP Nifty Midcap 150 Index Fund		0.59%	0.11%	0.70%	0.59%	0.11%	0.70%
DSP Nifty 500 Index Fund		0.59%	0.11%	0.70%	0.59%	0.11%	0.70%
ELSS (Section 80 C)							
DSP ELSS Tax Saver Fund		0.76%	0.14%	0.90%	0.76%	0.14%	0.90%
Fund Of Fund							
DSP Income Plus Arbitrage Omni FoF		0.17%	0.03%	0.20%	0.17%	0.03%	0.20%
DSP Global Innovation Overseas Equity Omni FoF		0.59%	0.11%	0.70%	0.55%	0.10%	0.65%
DSP US Specific Equity Omni FoF		0.68%	0.12%	0.80%	0.64%	0.11%	0.75%
DSP World Gold Mining Overseas Equity Omni FoF		0.51%	0.09%	0.60%	0.47%	0.08%	0.55%
DSP World Mining Overseas Equity Omni FoF		0.47%	0.08%	0.55%	0.42%	0.08%	0.50%
DSP Global Clean Energy Overseas Equity Omni FoF		0.47%	0.08%	0.55%	0.42%	0.08%	0.50%
DSP Gold ETF FoF		0.30%	0.05%	0.35%	0.30%	0.05%	0.35%
DSP US Specific Debt Passive FoF		0.04%	0.01%	0.05%	0.04%	0.01%	0.05%
DSP Silver ETF FoF		0.34%	0.06%	0.40%	0.34%	0.06%	0.40%
DSP Multi Asset Omni FoF		0.59%	0.11%	0.70%	0.55%	0.10%	0.65%
Arbitrage Fund							
DSP Arbitrage Fund		0.47%	0.08%	0.55%	0.47%	0.08%	0.55%
Fixed Income Schemes							
DSP Bond Fund		0.34%	0.06%	0.40%	0.34%	0.06%	0.40%
DSP Credit Risk Fund		0.59%	0.11%	0.70%	0.59%	0.11%	0.70%
DSP Banking and PSU Debt Fund		0.21%	0.04%	0.25%	0.21%	0.04%	0.25%
DSP Short Term Fund		0.55%	0.10%	0.65%	0.55%	0.10%	0.65%
DSP Strategic Bond Fund		0.55%	0.10%	0.65%	0.55%	0.10%	0.65%
DSP Gilt Fund		0.42%	0.08%	0.50%	0.42%	0.08%	0.50%
DSP 10Y G-Sec Fund		0.17%	0.03%	0.20%	0.17%	0.03%	0.20%
DSP Ultra Short Fund		0.59%	0.11%	0.70%	0.59%	0.11%	0.70%
DSP Low Duration Fund		0.21%	0.04%	0.25%	0.21%	0.04%	0.25%
DSP Savings fund		0.17%	0.03%	0.20%	0.17%	0.03%	0.20%
DSP Floater Fund		0.21%	0.04%	0.25%	0.21%	0.04%	0.25%
DSP Corporate Bond Fund		0.21%	0.04%	0.25%	0.21%	0.04%	0.25%
DSP Liquidity Fund		0.04%	0.01%	0.05%	0.04%	0.01%	0.05%
DSP Overnight Fund		0.04%	0.01%	0.05%	0.04%	0.01%	0.05%

Dear Partner,

 It gives us immense pleasure to share with you the brokerage structure for the quarter 01st Apr -2026 to 30th Jun-2026. We look forward to your support and continued patronage of our funds.

Load and Brokerage Structure for 01-Apr-2026 to 30-Jun-2026

Scheme Name	Exit Load	Trail Year 1	Trail Year 2	Trail Year 3 Onwards
Equity Funds - Long Only				
Edelweiss Flexi Cap Fund	Exit load of 1% if redeemed within 90 Days	0.98%	0.98%	0.98%
Edelweiss Large & Mid Cap Fund	Exit load of 1% if redeemed within 90 Days	0.98%	0.98%	0.98%
Edelweiss Large Cap Fund	Exit load of 1% if redeemed within 90 Days	1.06%	1.06%	1.06%
Edelweiss ELSS Tax saver Fund	Nil, Subject to 3 Years Lock-in	1.19%	1.19%	1.19%
Edelweiss Mid Cap Fund	Exit load of 1% if redeemed within 90 Days	0.76%	0.76%	0.76%
Edelweiss Recently Listed IPO Fund	Exit load of 2% if redeemed within 6 months	0.98%	0.98%	0.98%
Edelweiss Small Cap Fund	Exit load of 1% if redeemed within 90 Days	0.89%	0.89%	0.89%
Edelweiss Focused Equity Fund	Exit load of 1% if redeemed within 90 Days	1.02%	1.02%	1.02%
Edelweiss Multi cap Fund	Exit load of 1% if redeemed within 90 Days	0.98%	0.98%	0.98%
Edelweiss Technology Fund	Exit load of 1% if redeemed within 90 Days	1.06%	1.06%	1.06%
Edelweiss Business Cycle Fund	Exit load of 1% if redeemed within 90 Days	0.98%	0.98%	0.98%
Edelweiss Consumption Fund	Exit load of 1% if redeemed within 90 Days	1.19%	1.19%	1.19%
Edelweiss Financial Services Fund	Exit load of 1% if redeemed within 90 Days	1.27%	1.27%	1.27%
Equity Funds – Index				
Edelweiss NIFTY Large Mid Cap 250 Index Fund	Nil	0.51%	0.51%	0.51%
Edelweiss Nifty 50 Index Fund	Nil	0.30%	0.30%	0.30%
Edelweiss Nifty 100 Quality 30 Index Fund	Nil	0.51%	0.51%	0.51%
Edelweiss MSCI India Domestic & World Healthcare 45 Index Fund	Nil	0.47%	0.47%	0.47%
Edelweiss Gold and Silver ETF Fund of Fund	Exit load of 0.10% if redeemed within 15 days, thereafter Nil	0.30%	0.30%	0.30%
Edelweiss Silver ETF Fund of Fund	Exit load of 0.10% if redeemed within 15 Days, thereafter Nil	0.34%	0.34%	0.34%
Edelweiss Gold ETF Fund of Fund	Exit load of 0.10% if redeemed within 15 Days, thereafter Nil	0.34%	0.34%	0.34%
Edelweiss Nifty Midcap150 Momentum 50 Index Fund	Nil	0.51%	0.51%	0.51%
Edelweiss Nifty Next 50 Index Fund	Nil	0.51%	0.51%	0.51%
Edelweiss Nifty Small cap 250 Index Fund	Nil	0.51%	0.51%	0.51%
Edelweiss Nifty Alpha Low Volatility 30 Index Fund	Exit load of 0.10% if redeemed/switched out within 15 days, thereafter Nil	0.51%	0.51%	0.51%
Edelweiss Nifty500 Multicap Momentum Quality 50 Index Fund	Exit load of 0.10% if redeemed/switched out within 30 days, thereafter Nil	0.51%	0.51%	0.51%
Edelweiss BSE Internet Economy Index Fund	Exit load of 0.10% if redeemed/switched out within 15 days, thereafter Nil	0.51%	0.51%	0.51%
Hybrid Funds				
Edelweiss Balance Advantage Fund	Nil for 10% of Units Allotted, For remaining units 1% on or before 90 days, thereafter nil.	0.85%	0.85%	0.85%
Edelweiss Equity Savings Fund	Nil	0.80%	0.80%	0.80%
Edelweiss Aggressive Hybrid Fund	Nil for 10% of Units Allotted, For remaining units 1% on or before 90 days, thereafter nil.	0.98%	0.98%	0.98%
Edelweiss Multi Asset Omni Fund of Fund	Exit load of 1% if redeemed within 90 Days	1.14%	1.14%	1.14%
Hybrid – Low Volatility Funds				
Edelweiss Arbitrage Fund	Exit load of 0.10%, if redeemed within 30 days	0.42%	0.42%	0.42%
Edelweiss Multi Asset Allocation Fund	Exit load of 0.10% if redeemed/switched out within 30 Days, thereafter nil	0.25%	0.25%	0.25%
Fixed Income Funds				
Edelweiss Money Market Fund	Nil	0.42%	0.42%	0.42%
Edelweiss Government Securities Fund	Nil	0.55%	0.55%	0.55%
Edelweiss Low Duration Fund	Nil	0.55%	0.55%	0.55%
Edelweiss Banking and PSU Debt Fund	Nil	0.30%	0.30%	0.30%
Edelweiss Liquid Fund	If redeemed within- 0.0070% 1day, 0.0065% - 2days, 0.0060% - 3days, 0.0055% - 4days,0.0050% - 5 days, 0.0045% - 6 days	0.04%	0.04%	0.04%
Edelweiss Overnight Fund	Nil	0.04%	0.04%	0.04%
Fixed Income Funds – Index				
Edelweiss NIFTY PSU Bond Plus SDL Apr – 2026 50:50 Index Fund	Exit load of 0.10% if redeemed within 30 days	0.13%	0.13%	0.13%
Edelweiss NIFTY PSU Bond Plus SDL Apr – 2027 50:50 Index Fund	Exit load of 0.15% if redeemed within 30 days	0.13%	0.13%	0.13%
Edelweiss CRISIL IBX 50:50 Gilt Plus SDL June 2027 Index Fund	Exit load of 0.10% if redeemed within 30 days	0.13%	0.13%	0.13%
Edelweiss CRISIL IBX 50:50 Gilt Plus SDL Sep 2028 Index Fund	Exit load of 0.10% if redeemed within 30 days	0.13%	0.13%	0.13%
Edelweiss CRISIL IBX 50:50 Gilt Plus SDL April 2037 Index Fund	Exit load of 0.10% if redeemed within 30 days	0.13%	0.13%	0.13%
Edelweiss CRISIL IBX AAA Financial Services Bond – Jan 2028 Index Fund	Exit load of 0.10% if redeemed within 30 days	0.13%	0.13%	0.13%
Edelweiss CRISIL-IBX AAA Bond NBFC-HFC - Jun 2027 Index Fund	Exit load of 0.10% if redeemed within 30 days	0.13%	0.13%	0.13%
Edelweiss Income Plus Arbitrage Active Fund of Funds	Nil	0.20%	0.20%	0.20%
Edelweiss CRISIL IBX 50:50 Gilt Plus SDL Short Duration Index Fund	Nil	0.30%	0.30%	0.30%

**For Edelweiss Asset Management Limited
Empanelled Distributors only**

Load and Brokerage Structure for 01-Apr-2026 to 30-Jun-2026

Scheme Name	Exit Load	Trail Year 1	Trail Year 2	Trail Year 3 Onwards
International Fund of Funds				
Edelweiss ASEAN Equity Off-shore Fund	Exit load of 1% if redeemed within 90 Days	0.68%	0.68%	0.68%
Edelweiss Europe Dynamic Equity Off-shore Fund	Exit load of 1% if redeemed within 90 Days	0.68%	0.68%	0.68%
Edelweiss Emerging Markets Opportunities Equity Off-shore Fund	Exit load of 1% if redeemed within 90 Days	0.68%	0.68%	0.68%
Edelweiss Greater China Equity Off-shore Fund	Exit load of 1% if redeemed within 90 Days	0.68%	0.68%	0.68%
Edelweiss US Value Equity Offshore fund	Exit load of 1% if redeemed within 90 Days	0.68%	0.68%	0.68%
Edelweiss US Technology Equity Fund of Fund	Exit load of 1% if redeemed within 90 Days	0.68%	0.68%	0.68%

Looking forward to a long term mutually beneficial relationship with you.

Thanking You



Deepak Jain – Head Sales

Terms and Conditions:

1. Below are the guidelines for Brokerage & GST payouts: -
 - a) **Brokerage Rates** – The brokerage rates mentioned above are exclusive of GST.
 - b) **GST Eligibility** – GST will be payable over & above only to Mutual Fund Distributors (MFDs) who are registered under GST.
 - c) **GST Payment Requirement** – Payment of GST will be made only upon submission of a valid tax invoice by the MFD, in accordance with the timelines prescribed by the RTA/AMC.
 - d) **Compliance Requirement** – The invoice submitted must comply with applicable GST regulations and documentation requirements.
 - e) **Reconciliation Process** – The RTA/AMC will periodically reconcile the GST paid based on invoices submitted by the MFDs with the corresponding entries reflected in **Edelweiss Mutual Fund's GSTR-2B**.
 - f) **Mismatch / Shortfall Adjustment** – In case of any shortfall or mismatch between the invoice details and **GSTR-2B**, against the GST already paid by the AMC, the difference amount will be recovered from the distributor's applicable brokerage in subsequent months.
2.
 - a) All commission shall be paid as Trail only and on monthly basis.
 - b) Exit Loads mentioned here are subject to change
3. Edelweiss Asset Management Limited reserves the right to change the brokerage structure without any prior intimation.
4. Please read the SAI, SID & Addendum of respective schemes carefully to confirm scheme details.
5. The brokerage / commission / remuneration/incentive structure is subject to the terms and conditions mentioned in the Distributor's Agreement and / or the Empanelment Form, as may be amended from time to time including any regulatory modifications thereof.
6. Distributor will disclose to the Investor that no entry load will be charged for Purchase / additional purchase / switch-in transactions, registration under systematic Investment Plans / Systematics Transfer Plans of Edelweiss Mutual Fund.
7. Distributor shall disclose to the Investor(s) all the brokerage / commission / remuneration / incentive (in the form of trail commission or any other mode) for the different competing Schemes from amongst which the Scheme of Edelweiss Mutual Fund is recommended to the Investor(s).
8. Decision of AMC pertaining to brokerage calculation and other matters pertaining thereto shall be final & binding.
9. On change of distributor (ARN Code) and on transfer of AUM from one distributor (ARN Code) to another distributor (ARN Code), the trail commission in respect of transferred assets will not be paid to Old distributor (ARN Holder) as well as new distributor (ARN Holder).

Note: As per the Know Your Distributor (KYD) norms introduced by AMFI, brokerage / commission will be paid only to such distributors who are KYD compliant Payment of brokerage /commission will be withheld if any distributor does not comply with the KYD requirement and the same will be released only after the distributor complies with the KYD requirement.

Please visit our website www.edelweissmf.com or AMFI's website www.amfiindia.com for further details.



Distribution Remuneration Structure

The Commission rates mentioned below are for the business to be mobilized during the period 01-Apr-2026 to 30-Jun-2026

Fund Type.Fund Name.Plan	Category	Exit Load	Trail Applicable for T-30 & B-30	Additional Trail for B-30 p.a. (applicable only for year 1)	Total T30 payout in Year 1	Total B30 payout in Year 1
			Day 1 onwards(p.a.)			(D+E)
"A"	"B"	"C"	"D"	"E"	"F"	"G"
Exclusive of GST(**)						
A - EQUITY						
1) TEMPLETON INDIA VALUE FUND (TIVF)	VALUE FUND	1.00% within 1 years of allotment	0.50	0.00	0.50	0.50
2) FRANKLIN INDIA TECHNOLOGY FUND (FITF)	THEMATIC-TECHNOLOGY FUND	1.00% within 1 years of allotment	0.50	0.00	0.50	0.50
3) FRANKLIN INDIA OPPORTUNITIES FUND (FIOF)	THEMATIC-SPECIAL SITUATIONS FUND	1.00% within 1 years of allotment	0.45	0.00	0.45	0.45
4) FRANKLIN ASIAN EQUITY FUND (FAEF)	THEMATIC-ASIAN EQUITY FUND	1.00% within 1 years of allotment	0.65	0.00	0.65	0.65
5) FRANKLIN INDIA DIVIDEND YIELD FUND (TIEIF)#	DIVIDEND YIELD FUND	1.00% within 1 years of allotment	0.50	0.00	0.50	0.50
6) FRANKLIN BUILD INDIA FUND (FBIF)	THEMATIC-INFRASTRUCTURE FUND	1.00% within 1 years of allotment	0.50	0.00	0.50	0.50
7) FRANKLIN INDIA LARGE & MID CAP FUND (FIEAF)#	LARGE AND MID-CAP FUND	1.00% within 1 years of allotment	0.50	0.00	0.50	0.50
8) FRANKLIN INDIA MID CAP FUND (FIPF)#	MID CAP	1.00% within 1 years of allotment	0.45	0.00	0.45	0.45
9) FRANKLIN INDIA LARGE CAP FUND (FIBCF)#	LARGE-CAP FUND	1.00% within 1 years of allotment	0.45	0.00	0.45	0.45
10) FRANKLIN INDIA SMALL CAP FUND (FISCF)#	SMALL-CAP FUND	1.00% within 1 years of allotment	0.45	0.00	0.45	0.45
11) FRANKLIN INDIA FOCUSED EQUITY FUND (FIFEF)	FOCUSED FUND	1.00% within 1 years of allotment	0.45	0.00	0.45	0.45
12) FRANKLIN INDIA FLEXICAP FUND (FICF)	FLEXI CAP FUND	1.00% within 1 years of allotment	0.40	0.00	0.40	0.40
13) FRANKLIN INDIA INDEX FUND NSE NIFTY PLAN (FIIF)	INDEX-NIFTY	0.25% if the Units are redeemed/switched out within 7 days of allotment	0.10	0.00	0.10	0.10
14) FRANKLIN INDIA MULTI CAP FUND (FIMCF)	MULTI-CAP FUND	1.00% within 1 years of allotment	0.50	0.00	0.50	0.50
15) FRANKLIN INDIA MULTI FACTOR FUND (FIMF)	SECTOR/THEMATIC FUND	0.50% - if redeemed/switched out within 1 year from the date of allotment with 10% Load free units for switch outs and redemption Nil - if redeemed/switched out after 1 year from the date of allotment	1.00	0.00	1.00	1.00
Exclusive of GST(**)						
B - SECTION 80C FUNDS						
1) FRANKLIN INDIA ELSS TAX SAVER FUND (FIT)	ELSS FUND	NIL	0.45	0.00	0.45	0.45
2) FRANKLIN INDIA RETIREMENT FUND (FIEPF)#	RETIREMENT FUND	3.00% if redeemed before age of 58 years.(subject to lock in period & target amount) Nil after age of 58 years	0.55	0.00	0.55	0.55
Exclusive of GST(**)						
C - HYBRID FUNDS						
1) FRANKLIN INDIA CONSERVATIVE HYBRID FUND (FIDHF)* #	CONSERVATIVE HYBRID FUND	NIL	0.35	0.00	0.35	0.35
2) FRANKLIN INDIA EQUITY SAVINGS FUND (FIESF)*	EQUITY SAVINGS FUND	NIL	0.65	0.00	0.65	0.65
3) FRANKLIN INDIA BALANCED ADVANTAGE FUND (FIBAF)	DYNAMIC ASSET ALLOCATION OR BALANCED ADVANTAGE	Upto 10% of the Units - 'NIL' within 1 year from the date of allotment. More than the above limit - 1.00% within 1 year from the date of allotment. 'Nil' after 1 year from the date of allotment	0.85	0.00	0.85	0.85
4) FRANKLIN INDIA AGGRESSIVE HYBRID FUND (FIEHF)#	AGGRESSIVE HYBRID FUND	Upto 10% of the Units - 'NIL' within 1 year from the date of allotment. More than the above limit, 1.00% within 1 year from the date of allotment. 'Nil' after 1 year from the date of allotment	0.50	0.00	0.50	0.50
5) FRANKLIN INDIA ARBITRAGE FUND (FIAF)	ARBITRAGE FUND	0.25% if the Units are redeemed/switched out within 30 days of allotment	0.35	0.00	0.35	0.35
6) FRANKLIN INDIA MULTI ASSET ALLOCATION FUND (FIMAAF)	MULTI ASSET	Upto 10% of the Units - 'NIL' within 1 year from the date of allotment. More than the above limit 0.50% within 1 year from the date of allotment. 'Nil' after 1 year from the date of allotment	0.85	0.00	0.85	0.85
Exclusive of GST(**)						
D - FIXED INCOME FUNDS						
1) FRANKLIN INDIA LONG DURATION FUND (FILDR)	LONG DURATION FUND	NIL	0.20	0.00	0.20	0.20
2) FRANKLIN INDIA LOW DURATION FUND (FILWD)	LOW DURATION FUND	NIL	0.20	0.00	0.20	0.20
3) FRANKLIN INDIA MEDIUM TO LONG DURATION FUND (FIMLDF)	MEDIUM AND LONG DURATION FUND	NIL	0.20	0.00	0.20	0.20
4) FRANKLIN INDIA GOVERNMENT SECURITIES FUND (FIGSF)	GILT FUND	NIL	0.35	0.00	0.35	0.35
5) FRANKLIN INDIA FLOATING RATE FUND (FIFRF)	FLOATER FUND	NIL	0.25	0.00	0.25	0.25
6) FRANKLIN INDIA CORPORATE DEBT FUND (FICDF)	CORPORATE BOND FUND	NIL	0.25	0.00	0.25	0.25
7) FRANKLIN INDIA BANKING AND PSU DEBT FUND (FIBPDF)	BANKING & PSU FUND	NIL	0.09	0.00	0.09	0.09
8) FRANKLIN INDIA MONEY MARKET FUND (FISPF)	MONEY MARKET FUND	NIL	0.04	0.00	0.04	0.04
9) FRANKLIN INDIA OVERNIGHT FUND (FIONF)	OVERNIGHT FUND	NIL	0.03	0.00	0.03	0.03
10) FRANKLIN INDIA ULTRA SHORT DURATION FUND (FIUSDF)	ULTRA SHORT DURATION FUND	NIL	0.20	0.00	0.20	0.20
11) FRANKLIN INDIA LIQUID FUND (FILF)	LIQUID FUND	Redemption after allotment: Day 1 - 0.0070%, Day 2 - 0.0065%, Day 3 - 0.0060%, Day 4 - 0.0055%, Day 5 - 0.0050%, Day 6 - 0.0045%, Day 7 onwards - NIL	0.04	0.00	0.04	0.04
Exclusive of GST(**)						
E - INTERNATIONAL FUNDS						
1) FRANKLIN U.S. OPPORTUNITIES EQUITY ACTIVE FUND OF FUNDS (FUSOF)	FOF-OVERSEAS-US	1.00% within 1 years of allotment	0.55	0.00	0.55	0.55
Exclusive of GST(**)						
F - FUND OF FUNDS						
1) FRANKLIN INDIA INCOME PLUS ARBITRAGE ACTIVE FUND OF FUNDS (FIMAS)	FOF-DOMESTIC	NIL	0.15	0.00	0.15	0.15
2) FRANKLIN INDIA DYNAMIC ASSET ALLOCATION ACTIVE FUND OF FUNDS (FIDAAF)#	FOF-DOMESTIC	Upto 10% of the Units - 'NIL' within 1 year from the date of allotment. More than the above limit, 1.00% within 1 year from the date of allotment. 'Nil' after 1 year from the date of allotment	0.55	0.00	0.55	0.55

* The rates, i.e., Base Trail mentioned above, are exclusive of GST (**).

Applicable ARN Codes and their Distributor Names :

ARN Code	Distributor Name
1. ARN-124591	AU SMALL FINANCE BANK LIMITED

Scheme Name	Category	Exit Load Period	Trail Year 1 to 3 APM (p.a) **	Trail Year 4 Onwards APM (p.a) **	3 Year Pricing	
HDFC Multi-Asset Active FOF	FOF	12 Months	0.847%	0.797%	2.542%	
HDFC Diversified Equity All Cap Active FOF		12 Months	0.890%	0.840%	2.669%	
Equity Schemes:						
HDFC MNC Fund	Sectoral / Thematic Fund	12 Months	1.074%	1.024%	3.223%	
HDFC Consumption Fund	Sectoral / Thematic Fund	1 Month	0.986%	0.936%	2.958%	
HDFC Pharma & Healthcare Fund	Sectoral / Thematic Fund	1 Month	0.888%	0.838%	2.663%	
HDFC Transportation & Logistics Fund	Sectoral / Thematic Fund	1 Month	0.904%	0.854%	2.712%	
HDFC Technology Fund	Sectoral / Thematic Fund	1 Month	0.933%	0.883%	2.798%	
HDFC Infrastructure Fund	Sectoral / Thematic Fund	1 Month	0.870%	0.820%	2.609%	
HDFC Housing Opportunities Fund	Sectoral / Thematic Fund	1 Month	0.961%	0.911%	2.882%	
HDFC Innovation Fund	Sectoral / Thematic Fund	1 Month	0.860%	0.810%	2.579%	
HDFC Banking and Financial Services Fund	Sectoral / Thematic Fund	1 Month	0.827%	0.777%	2.482%	
HDFC Business Cycle Fund	Sectoral / Thematic Fund	12 Months	0.872%	0.822%	2.615%	
HDFC Defence Fund	Sectoral / Thematic Fund	12 Months	0.732%	0.682%	2.197%	
HDFC Manufacturing Fund	Sectoral / Thematic Fund	1 Month	0.761%	0.711%	2.284%	
HDFC Flexi Cap Fund	Flexi Cap Fund	12 Months	0.540%	0.490%	1.621%	
HDFC Multi Cap Fund	Multi Cap Fund	12 Months	0.713%	0.663%	2.138%	
HDFC Large Cap Fund	Large Cap Fund	12 Months	0.653%	0.603%	1.960%	
HDFC Large and Mid cap Fund	Large & Mid cap Fund	12 Months	0.684%	0.634%	2.053%	
HDFC Mid Cap Fund	Mid Cap Fund	12 Months	0.546%	0.496%	1.638%	
HDFC Small Cap Fund	Small Cap Fund	12 Months	0.653%	0.603%	1.960%	
HDFC Dividend Yield Fund	Dividend Yield Fund	12 Months	0.805%	0.755%	2.414%	
HDFC Value Fund	Value Fund	12 Months	0.787%	0.737%	2.361%	
HDFC Focused Fund	Focused Fund	12 Months	0.692%	0.642%	2.076%	
HDFC ELSS Tax Saver	ELSS	3 Years lock-in	0.722%	0.672%	2.166%	
Hybrid Schemes:						
HDFC Hybrid Debt Fund	Conservative Hybrid Fund	12 Months	0.727%	0.677%	2.181%	
HDFC Hybrid Equity Fund	Aggressive Hybrid Fund	12 Months	0.706%	0.656%	2.119%	
HDFC Balanced Advantage Fund	Balanced Advantage Fund	12 Months	0.539%	0.489%	1.618%	
HDFC Multi-Asset Allocation Fund	Multi Asset Allocation	12 Months	0.788%	0.738%	2.364%	
HDFC Arbitrage Fund	Arbitrage Fund	1 Month	0.424%	0.374%	1.271%	
HDFC Equity Savings Fund	Equity Savings Fund	1 Month	0.814%	0.764%	2.441%	
Solution Oriented Schemes:						
HDFC Retirement Savings Fund	Retirement Fund	\$	0.773%	0.723%	2.319%	
HDFC Children's Fund	Children's Fund	\$\$	0.753%	0.703%	2.258%	
Other Schemes:						
HDFC Nifty 50 Index Fund	Index	3 days	0.169%	0.127%	0.508%	
HDFC BSE Sensex Index Fund		3 days	0.169%	0.127%	0.508%	
HDFC Nifty Next 50 Index Fund		NIL	0.339%	0.297%	1.017%	
HDFC Nifty50 Equal Weight Index Fund		NIL	0.424%	0.381%	1.271%	
HDFC Nifty 100 Index Fund		NIL	0.424%	0.381%	1.271%	
HDFC Nifty100 Equal Weight Index Fund		NIL	0.424%	0.381%	1.271%	
HDFC Nifty Midcap 150 Index Fund		NIL	0.424%	0.381%	1.271%	
HDFC Nifty Smallcap 250 Index Fund		NIL	0.424%	0.381%	1.271%	
HDFC BSE 500 Index Fund		NIL	0.424%	0.381%	1.271%	
HDFC NIFTY200 Momentum 30 Index Fund		NIL	0.424%	0.381%	1.271%	
HDFC NIFTY Realty Index Fund		NIL	0.424%	0.381%	1.271%	
HDFC NIFTY100 Low Volatility 30 Index Fund		NIL	0.424%	0.381%	1.271%	
HDFC Nifty500 Multicap 50-25-25 Index Fund		NIL	0.424%	0.381%	1.271%	
HDFC Nifty LargeMidcap 250 Index Fund		NIL	0.424%	0.381%	1.271%	
HDFC Nifty India Digital Index Fund		NIL	0.424%	0.381%	1.271%	
HDFC Nifty100 Quality 30 Index Fund		NIL	0.424%	0.381%	1.271%	
HDFC Nifty Top 20 Equal Weight Index Fund		NIL	0.424%	0.381%	1.271%	
HDFC BSE India Sector Leaders Index Fund		NIL	0.424%	0.381%	1.271%	
HDFC Nifty India Consumption Index Fund		NIL	0.424%	0.381%	1.271%	
HDFC Nifty G-Sec Dec 2026 Index Fund		NIL	0.127%	0.127%	0.381%	
HDFC Nifty G-Sec Jul 2031 Index Fund		NIL	0.127%	0.127%	0.381%	
HDFC Nifty G-Sec Jun 2027 Index Fund		NIL	0.127%	0.127%	0.381%	
HDFC Nifty G-Sec Sep 2032 V1 Index Fund		NIL	0.127%	0.127%	0.381%	
HDFC NIFTY G-Sec Apr 2029 Index Fund		NIL	0.127%	0.127%	0.381%	
HDFC NIFTY G-Sec Jun 2036 Index Fund		NIL	0.127%	0.127%	0.381%	
HDFC Nifty SDL Oct 2026 Index Fund		NIL	0.127%	0.127%	0.381%	
HDFC Nifty SDL Plus G-Sec Jun 2027 40:60 Index Fund		NIL	0.127%	0.127%	0.381%	
HDFC CRISIL-IBX Financial Services 3-6 Months Debt Index Fund		NIL	0.127%	0.127%	0.381%	
HDFC CRISIL-IBX Financial Services 9-12 Months Debt Index Fund		NIL	0.127%	0.127%	0.381%	
HDFC Income Plus Arbitrage Active FOF		FOF	NIL	0.254%	0.254%	0.763%
HDFC Income Plus Arbitrage Omni FOF			18 Months	0.339%	0.339%	1.017%
HDFC Silver ETF Fund of Fund			15 days	0.339%	0.339%	1.017%
HDFC Gold ETF Fund of Fund			15 days	0.254%	0.254%	0.763%
Debt Schemes:						
HDFC Overnight Fund	Overnight Fund	NIL	0.085%	0.068%	0.254%	
HDFC Liquid Fund	Liquid Fund	7 days	0.085%	0.068%	0.254%	
HDFC Ultra Short Term Fund	Ultra Short Duration Fund	NIL	0.297%	0.247%	0.890%	
HDFC Low Duration Fund	Low Duration Fund	NIL	0.508%	0.508%	1.525%	
HDFC Money Market Fund	Money Market Fund	NIL	0.169%	0.119%	0.508%	
HDFC Short Term Debt Fund	Short Duration Fund	NIL	0.254%	0.204%	0.763%	
HDFC Medium Term Debt Fund	Medium Duration Fund	NIL	0.593%	0.593%	1.780%	
HDFC Income Fund	Medium to Long Duration Fund	NIL	0.593%	0.593%	1.780%	
HDFC Long Duration Debt Fund	Long Duration Fund	NIL	0.254%	0.254%	0.763%	
HDFC Dynamic Debt Fund	Dynamic Bond Fund	NIL	0.636%	0.636%	1.907%	
HDFC Corporate Bond Fund	Corporate Bond Fund	NIL	0.212%	0.212%	0.636%	
HDFC Credit Risk Debt Fund	Credit Risk Fund	18 Months	0.678%	0.628%	2.034%	
HDFC Banking and PSU Debt Fund	Banking and PSU Fund	NIL	0.297%	0.247%	0.890%	
HDFC Gilt Fund	Gilt Fund	NIL	0.381%	0.381%	1.144%	
HDFC Floating Rate Debt Fund	Floater Fund	NIL	0.212%	0.162%	0.636%	

General terms and conditions :

APM - Annualised Payable Monthly

The above mentioned rates are applicable on Non-Systematic and Systematic (For all installments processed in the period of 01 April, 2026 to 30 June, 2026) transactions.

\$* Lock-in is from the date of investment till the retirement age of investor (i.e. completion of 60 years) or at the end of 5 years from date of investment, whichever is earlier

\$\$* Lock-in is from the date of investment till the child attains age of 18 years or at the end of 5 years from date of investment, whichever is earlier

* Brokerage Structures are subject to the terms of empanelment and applicable laws and regulations, including SEBI (Mutual Fund) Regulations, AMFI Regulations, laws relating to Goods and Services Tax, Income Tax, SEBI/AMFI circulars etc.

* AMC reserves the right to change the brokerage/incentive without any prior intimation or notification at its sole discretion, and the Distributors shall not dispute the same. AMC shall not be responsible for any losses incurred due to changes in the brokerage/incentive structure.

* Refer KIM for minimum application amount

* The transactions will be subject to terms and conditions as mentioned in the Scheme Information Document (SID) & Statement of Additional Information (SAI) and shall be binding on the distributor.

(*) - The commission rates mentioned above excludes GST. However, other applicable statutory/regulatory levies shall form part of the commission. Payment of GST on commission shall be released only upon receipt of valid tax invoices, which is matching with RTA records.**

* You are advised to abide by the code of conduct and/or rules/regulations laid down by SEBI and AMFI.

* Please refrain from offering brokerage to your sub-brokers, if any, at a rate higher than the brokerage as aforementioned.

* The AMC reserves the right to suspend the brokerage payable to you, if brought to our notice that higher brokerage is offered to sub-brokers or you have violated the code of conduct and/or rules/regulations laid down by SEBI and AMFI and/or under the applicable law.

* In accordance with the clause 4(f) of SEBI Circular No. SEBI/IMD/CIR No. 4/168230/09 dated June 30, 2009, the distributors should disclose all the commissions (in the form of trail or any other mode) payable to them for the different competing schemes of various mutual funds from amongst which the scheme is being recommended to the investor. Distributors are advised to ensure compliance of the same.

* Mutual Fund investments are subject to market risks, read all scheme related documents carefully.

Brokerage Structure for Mutual Fund Distributors

Period: 1st April 2026 to 30th June 2026

Scheme Name	Upto 3 Year			4th Year onwards		
	Trail	GST	Total	Trail	GST	Total
Debt Scheme Name						
Helios Overnight Fund	0.04%	0.01%	0.05%	0.04%	0.01%	0.05%
Equity Scheme Name						
Helios Flexi Cap Fund	0.60%	0.11%	0.71%	0.50%	0.09%	0.59%
Helios Balanced Advantage Fund	1.00%	0.18%	1.18%	0.90%	0.16%	1.06%
Helios Financial Services Fund	1.00%	0.18%	1.18%	0.90%	0.16%	1.06%
Helios Large & Midcap Fund	1.00%	0.18%	1.18%	0.90%	0.16%	1.06%
Helios Midcap Fund	1.00%	0.18%	1.18%	0.90%	0.16%	1.06%
Helios Small Cap Fund	0.90%	0.16%	1.06%	0.80%	0.14%	0.94%
Helios Arbitrage Fund	0.35%	0.06%	0.41%	0.25%	0.05%	0.30%

Terms & Conditions

- I. The above-mentioned trail commission is applicable to all investments made during the aforesaid period.
- II. The annualized commission, including the Trail Commission, will be calculated based on the monthly average AUM.
- III. Brokerage on lumpsum investments is applicable to systematic investments if not explicitly specified. Systematic Investment Plan (SIP) - **The base trail will be as per the base trail amount slab of the mutual fund distributors at the time of SIP installment realization not as per the slab at the time of SIP registration.**
- IV. Commission payment shall henceforth be in two components.
 - a. **First base commission (excluding GST) will be paid to both registered and unregistered distributors. GST component will be paid only to the registered distributors subject to submission of a valid tax invoice.**
 - b. **In respect of those distributors who are unregistered, only base brokerage exclusive of GST will be paid. Since unregistered distributors are not liable to charge GST.**
- V. GST payment will be generated separately by the AMC / RTA only for those cases where GST invoice for that brokerage payment has been uploaded / received from distributor. Validation of the uploaded invoice will be done basis the broker code, Invoice number, brokerage amount, GST amount, and brokerage payment date.
- VI. **In case of any excess GST paid, which is not reflected in GSTR 2B, AMC shall clawback the same.**
- VII. The valid invoices should be submitted before the **end of subsequent quarter**. As reconciliation becomes critical, it is important that valid invoices are submitted in timely manner so that the GST component can get released.
- VIII. The periodicity of GST release to the registered distributors is proposed to be released monthly.
- IX. Brokerage slab will be applicable to the actual/net investment amount, i.e., the investment amount after deducting stamp duty or any other charges, if applicable.
- X. **The AMC reserves the right to change the entire or part of the brokerage structure at any time without prior notice. For the latest load structure and Scheme Information Document(s) of respective schemes, Statement of Additional Information, and Addendums issued from time to time, please refer to our website www.heliosmf.in.**
- XI. **Any change in the Total Base Expense Ratio of the scheme shall have a direct impact on the brokerage payable, and the brokerage structure shall be revised downward accordingly.**
- XII. In accordance with clause 4(d) of SEBI Circular No. SEBI/IMD/CIR No. 4/168230/09 dated June 30, 2009, distributors shall disclose all commissions, including trail commissions or any other mode, payable to them for different competing schemes of various mutual funds from which the Scheme is being recommended to the investor. Distributors are advised to ensure compliance with this requirement.
- XIII. No pass back, either directly or indirectly, shall be given by Distributors to the investors.
- XIV. Distributors shall not offer any indicative portfolio or indicative return for Helios Mutual Fund Schemes
- XV. Switches from existing equity schemes will be eligible for the trail commission based on the existing equity scheme's structure.

THE DISTRIBUTOR AGREES THAT SOURCING FUNDS FOR HELIOS CAPITAL ASSET MANAGEMENT'S MUTUAL FUND SCHEME AFTER RECEIVING THIS BROKERAGE STRUCTURE, INCLUDING THE ABOVE-MENTIONED TERMS AND CONDITIONS, SHALL BE CONSTRUED **AS AGREEMENT TO ACCEPT THESE TERMS AND CONDITIONS.** (For Load Structure, please refer to the latest SID/SAI on our website www.heliosmf.in)

Commission Structure for HSBC Mutual Fund

(1st April 2026 to 30th June 2026)

(For Lump sum, SIP & STP Investments)			
Scheme Name	Category	1st, 2nd & 3rd year Trail (APM*)	4th Year Onwards Trail (APM*)
Equity			
HSBC Large Cap Fund	Large Cap Fund	0.65%	0.55%
HSBC Focused Fund	Focused Fund	0.66%	0.56%
HSBC Large & Mid Cap Fund	Large & Mid Cap Fund	0.65%	0.55%
HSBC Infrastructure Fund	Sectoral Fund	0.64%	0.54%
HSBC Business Cycles Fund	Thematic Fund	0.70%	0.60%
HSBC Balanced Advantage Fund	Dynamic Asset Allocation Fund	0.66%	0.56%
HSBC Flexi Cap Fund	Flexi Cap Fund	0.58%	0.48%
HSBC Aggressive Hybrid Fund	Aggressive Hybrid Fund	0.58%	0.48%
HSBC ELSS Tax Saver Fund	ELSS Tax Saver Fund	0.60%	0.50%
HSBC Value Fund	Value Fund	0.53%	0.43%
HSBC Midcap Fund	Mid Cap Fund	0.54%	0.44%
HSBC Small Cap Fund	Small Cap Fund	0.53%	0.43%
HSBC Conservative Hybrid Fund	Conservative Hybrid Fund	0.68%	0.58%
HSBC Equity Savings Fund	Equity Savings Fund	0.47%	0.47%
HSBC Multi Cap Fund	Multi Cap	0.58%	0.48%
HSBC Consumption Fund	Consumption Fund	0.66%	0.56%
HSBC Multi Asset Allocation Fund	Multi Asset	0.62%	0.52%
HSBC India Export Opportunities Fund	India Export Opportunities Fund	0.69%	0.59%
HSBC Financial Services Fund	Financial Services Fund	0.73%	0.63%
Index Based			
HSBC NIFTY NEXT 50 INDEX FUND	Index Fund	0.13%	0.13%
HSBC NIFTY 50 INDEX FUND		0.08%	0.08%
HSBC CRISIL IBX 50:50 Gilt Plus SDL Apr 2028 Index Fund		0.08%	0.08%
HSBC Crisil IBX Gilt June 2027 Index Fund		0.08%	0.08%
Arbitrage Based			
HSBC Arbitrage Fund	Arbitrage Fund	0.27%	0.27%

(For Lump sum, SIP & STP Investments)			
Scheme Name	Category	1st, 2nd & 3rd year Trail (APM*)	4th Year Onwards Trail (APM*)
Debt Funds			
HSBC Corporate Bond Fund	Corporate Bond Fund	0.17%	0.17%
HSBC Banking and PSU Debt Fund	Banking and PSU Fund	0.17%	0.17%
HSBC Short Duration Fund	Short Duration Fund	0.21%	0.21%
HSBC Medium Duration Fund	Medium Duration Fund	0.30%	0.30%
HSBC Credit Risk Fund	Credit Risk Fund	0.34%	0.34%
HSBC Gilt Fund	Gilt Fund	0.42%	0.42%
HSBC Dynamic Bond Fund	Dynamic Bond Fund	0.17%	0.17%
HSBC Low Duration Fund	Low Duration Fund	0.25%	0.25%
HSBC Ultra Short Duration Fund	Ultra-Short-Term Duration Fund	0.08%	0.08%
HSBC Money Market Fund	Money Market Fund	0.04%	0.04%
HSBC Medium to Long Duration Fund	Medium to Long Duration	0.38%	0.38%
Liquid Funds			
HSBC Overnight Fund	Overnight Fund	0.03%	0.03%
HSBC Liquid Fund	Liquid Fund	0.04%	0.04%
FOF			
HSBC Income Plus Arbitrage Active FOF	Domestic Fund	0.13%	0.13%
HSBC Aggressive Hybrid Active FOF	Domestic Fund	0.42%	0.42%
HSBC Multi Asset Active FOF	Domestic Fund	0.42%	0.42%
HSBC Gold ETF FOF	Domestic Fund	0.25% #	0.25% #

* ANNUALISED PAYABLE MONTHLY

Applicable from 7th April, 2026

ICICI Prudential Mutual Fund Commission Structure April 2026

ARN-124591 AU SMALL FINANCE BANK		Commission Excluding GST				
FUND TYPE	SCHEME NAME	Trail 1st YR	Trail 2nd YR	Trail 3rd YR	Trail 4th YR	Trail 5th YR Onwards
Equity	ICICI Prudential Active Momentum Fund	0.904%	0.904%	0.904%	0.904%	0.904%
Equity	ICICI Prudential Balanced Advantage Fund	0.514%	0.514%	0.514%	0.514%	0.514%
Equity	ICICI Prudential Banking & Financial Services Fund	0.743%	0.743%	0.743%	0.743%	0.743%
Equity	ICICI Prudential Bharat Consumption Fund	0.846%	0.846%	0.846%	0.846%	0.846%
Equity	ICICI Prudential Business Cycle Fund	0.762%	0.762%	0.762%	0.762%	0.762%
Equity	ICICI Prudential Children's Fund	0.957%	0.957%	0.957%	0.957%	0.957%
Equity	ICICI Prudential Commodities Fund	0.805%	0.805%	0.805%	0.805%	0.805%
Equity	ICICI Prudential Conglomerate Fund	0.872%	0.872%	0.872%	0.872%	0.872%
Equity	ICICI Prudential Dividend Yield Equity Fund	0.821%	0.821%	0.821%	0.821%	0.821%
Equity	ICICI Prudential ELSS Tax Saver Fund	0.736%	0.736%	0.736%	0.736%	0.736%
Equity	ICICI Prudential Energy Opportunities Fund	0.754%	0.754%	0.754%	0.754%	0.754%
Equity	ICICI Prudential Equity & Debt Fund	0.558%	0.558%	0.558%	0.558%	0.558%
Equity	ICICI Prudential Equity Minimum Variance Fund	0.847%	0.847%	0.847%	0.847%	0.847%
Equity	ICICI Prudential ESG Fund Exclusionary Strategy Fund	0.896%	0.896%	0.896%	0.896%	0.896%
Equity	ICICI Prudential Exports & Services Fund	0.606%	0.606%	0.606%	0.606%	0.606%
Equity	ICICI Prudential Flexi cap Fund	0.751%	0.751%	0.751%	0.751%	0.751%
Equity	ICICI Prudential FMCG Fund	0.801%	0.801%	0.801%	0.801%	0.801%
Equity	ICICI Prudential Focused Equity Fund	0.805%	0.805%	0.805%	0.805%	0.805%
Equity	ICICI Prudential Housing Opportunities Fund	0.847%	0.847%	0.847%	0.847%	0.847%
Equity	ICICI Prudential India Opportunities Fund	0.607%	0.607%	0.607%	0.607%	0.607%
Equity	ICICI Prudential Infrastructure Fund	0.783%	0.783%	0.783%	0.783%	0.783%
Equity	ICICI Prudential Innovation Fund	0.805%	0.805%	0.805%	0.805%	0.805%
Equity	ICICI Prudential Large & Mid Cap Fund	0.667%	0.667%	0.667%	0.667%	0.667%
Equity	ICICI Prudential Large Cap Fund	0.505%	0.505%	0.505%	0.505%	0.505%
Equity	ICICI Prudential Manufacturing Fund	0.805%	0.805%	0.805%	0.805%	0.805%
Equity	ICICI Prudential Mid Cap Fund	0.805%	0.805%	0.805%	0.805%	0.805%
Equity	ICICI Prudential MNC Fund	0.905%	0.905%	0.905%	0.905%	0.905%
Equity	ICICI Prudential Multi Cap Fund	0.750%	0.750%	0.750%	0.750%	0.750%
Equity	ICICI Prudential Multi-Asset Fund	0.548%	0.548%	0.548%	0.548%	0.548%
Equity	ICICI Prudential Pharma Healthcare and Diagnostics(P.H.D) Fund	0.805%	0.805%	0.805%	0.805%	0.805%
Equity	ICICI Prudential PSU Equity Fund	0.793%	0.793%	0.793%	0.793%	0.793%
Equity	ICICI Prudential Quality Fund	0.847%	0.847%	0.847%	0.847%	0.847%
Equity	ICICI Prudential Quant Fund	1.029%	1.029%	1.029%	1.029%	1.029%
Equity	ICICI Prudential Rural Opportunities Fund	0.769%	0.769%	0.769%	0.769%	0.769%
Equity	ICICI Prudential Smallcap Fund	0.847%	0.847%	0.847%	0.847%	0.847%
Equity	ICICI Prudential Technology Fund	0.684%	0.684%	0.684%	0.684%	0.684%
Equity	ICICI Prudential Transportation & Logistics Fund	0.847%	0.847%	0.847%	0.847%	0.847%
Equity	ICICI Prudential US Bluechip Fund	0.837%	0.837%	0.837%	0.837%	0.837%
Equity	ICICI Prudential Value Fund	0.515%	0.515%	0.515%	0.515%	0.515%
Hybrid	ICICI Prudential Equity - Arbitrage Fund	0.423%	0.381%	0.381%	0.381%	0.381%
Hybrid	ICICI Prudential Equity Savings Fund	0.254%	0.177%	0.177%	0.177%	0.177%
Hybrid	ICICI Prudential Regular Savings Fund	0.509%	0.509%	0.509%	0.509%	0.509%
Retirement	ICICI Prudential Retirement Fund-Hybrid Aggressive Plan	0.778%	0.778%	0.778%	0.778%	0.778%
Retirement	ICICI Prudential Retirement Fund-Hybrid Conservative Plan	0.872%	0.872%	0.872%	0.872%	0.872%
Retirement	ICICI Prudential Retirement Fund-Pure Debt Plan	0.889%	0.889%	0.889%	0.889%	0.889%
Retirement	ICICI Prudential Retirement Fund-Pure Equity Plan	0.778%	0.778%	0.778%	0.778%	0.778%
Duration	ICICI Prudential All Seasons Bond Fund	0.550%	0.550%	0.550%	0.550%	0.550%
Duration	ICICI Prudential Banking & PSU Debt Fund	0.338%	0.338%	0.338%	0.338%	0.338%
Duration	ICICI Prudential Bond Fund	0.321%	0.321%	0.321%	0.321%	0.321%
Duration	ICICI Prudential Constant Maturity Gilt Fund	0.127%	0.127%	0.127%	0.127%	0.127%
Duration	ICICI Prudential Corporate Bond Fund	0.152%	0.152%	0.152%	0.152%	0.152%
Duration	ICICI Prudential Credit Risk Fund	0.474%	0.474%	0.474%	0.474%	0.474%
Duration	ICICI Prudential Gilt Fund	0.491%	0.491%	0.491%	0.491%	0.491%
Duration	ICICI Prudential Long Term Bond Fund	0.440%	0.440%	0.440%	0.440%	0.440%
Duration	ICICI Prudential Medium Term Bond Fund	0.473%	0.473%	0.473%	0.473%	0.473%
Duration	ICICI Prudential Short Term Fund	0.491%	0.491%	0.491%	0.491%	0.491%
FOF	ICICI Prudential BSE 500 ETF FOF	0.508%	0.508%	0.508%	0.508%	0.508%
FOF	ICICI Prudential Diversified Debt Strategy Active FOF (erstwhile ICICI Prudential Debt Management Fund (FOF))	0.070%	0.070%	0.070%	0.070%	0.070%
FOF	ICICI Prudential Diversified Equity All Cap Omni FOF (erstwhile ICICI Prudential India Equity (FOF))	0.562%	0.562%	0.562%	0.562%	0.562%
FOF	ICICI Prudential Dynamic Asset Allocation Active FOF (erstwhile ICICI Prudential Asset Allocator Fund (FOF))	0.801%	0.801%	0.801%	0.801%	0.801%
FOF	ICICI Prudential Global Advantage Fund (FOF)	0.303%	0.303%	0.303%	0.303%	0.303%
FOF	ICICI Prudential Global Stable Equity Fund (FOF)	0.551%	0.551%	0.551%	0.551%	0.551%
FOF	ICICI Prudential Income Plus Arbitrage Omni FOF (erstwhile ICICI Prudential Income Plus Arbitrage Active FOF)	0.169%	0.169%	0.169%	0.169%	0.169%
FOF	ICICI Prudential Multi Sector Passive FOF (erstwhile ICICI Prudential Passive Strategy Fund (FOF))	0.381%	0.381%	0.381%	0.381%	0.381%
FOF	ICICI Prudential Nifty 100 Low Volatility 30 ETF FOF	0.338%	0.338%	0.338%	0.338%	0.338%
FOF	ICICI Prudential Nifty Alpha Low - Volatility 30 ETF FOF	0.508%	0.508%	0.508%	0.508%	0.508%
FOF	ICICI Prudential Passive Multi-Asset Fund of Funds	0.423%	0.423%	0.423%	0.423%	0.423%
FOF	ICICI Prudential Regular Gold Savings Fund (FOF)	0.423%	0.423%	0.423%	0.423%	0.423%
FOF	ICICI Prudential Silver ETF Fund of Fund	0.423%	0.423%	0.423%	0.423%	0.423%
FOF	ICICI Prudential Strategic Metal and Energy Equity Fund of Fund	0.551%	0.551%	0.551%	0.551%	0.551%

FOF	ICICI Prudential Aggressive Hybrid Active FOF (erstwhile ICICI Prudential Thematic Advantage Fund (FOF))	0.801%	0.801%	0.801%	0.801%	0.801%
Ultra Liquid	ICICI Prudential Floating Interest Fund	0.311%	0.311%	0.311%	0.311%	0.311%
Ultra Liquid	ICICI Prudential Savings Fund	0.123%	0.038%	0.038%	0.038%	0.038%
Ultra Liquid	ICICI Prudential Ultra Short Term Fund	0.338%	0.254%	0.254%	0.254%	0.254%
Liquid	ICICI Prudential Liquid Plan	0.042%	0.042%	0.042%	0.042%	0.042%
Liquid	ICICI Prudential Money Market Fund	0.037%	0.037%	0.037%	0.037%	0.037%
Liquid	ICICI Prudential Overnight Fund	0.041%	0.041%	0.041%	0.041%	0.041%
ETF / Index	ICICI Prudential BSE Sensex Index Fund	0.028%	0.028%	0.028%	0.028%	0.028%
ETF / Index	ICICI Prudential CRISIL-IBX Financial Services 3-6 Months Debt Index Fund	0.011%	0.011%	0.011%	0.011%	0.011%
ETF / Index	ICICI Prudential NASDAQ 100 Index Fund	0.338%	0.338%	0.338%	0.338%	0.338%
ETF / Index	ICICI Prudential Nifty 200 Momentum 30 Index Fund	0.550%	0.550%	0.550%	0.550%	0.550%
ETF / Index	ICICI Prudential Nifty 50 Equal Weight Index Fund	0.550%	0.550%	0.550%	0.550%	0.550%
ETF / Index	ICICI Prudential Nifty 50 Index Fund	0.169%	0.169%	0.169%	0.169%	0.169%
ETF / Index	ICICI Prudential Nifty 500 Index Fund	0.466%	0.466%	0.466%	0.466%	0.466%
ETF / Index	ICICI Prudential Nifty Auto Index Fund	0.508%	0.508%	0.508%	0.508%	0.508%
ETF / Index	ICICI Prudential Nifty Bank Index Fund	0.508%	0.508%	0.508%	0.508%	0.508%
ETF / Index	ICICI Prudential Nifty EV & New Age Automotive ETF FOF	0.127%	0.127%	0.127%	0.127%	0.127%
ETF / Index	ICICI Prudential Nifty G-Sec Dec 2030 Index Fund	0.169%	0.169%	0.169%	0.169%	0.169%
ETF / Index	ICICI Prudential Nifty IT Index Fund	0.550%	0.550%	0.550%	0.550%	0.550%
ETF / Index	ICICI Prudential Nifty LargeMidcap 250 Index Fund	0.338%	0.338%	0.338%	0.338%	0.338%
ETF / Index	ICICI Prudential Nifty Midcap 150 Index Fund	0.593%	0.593%	0.593%	0.593%	0.593%
ETF / Index	ICICI Prudential Nifty Next 50 Index Fund	0.423%	0.423%	0.423%	0.423%	0.423%
ETF / Index	ICICI Prudential Nifty Pharma Index Fund	0.550%	0.550%	0.550%	0.550%	0.550%
ETF / Index	ICICI Prudential Nifty Private Bank Index Fund	0.423%	0.423%	0.423%	0.423%	0.423%
ETF / Index	ICICI Prudential Nifty PSU Bond Plus SDL Sep 2027 40:60 Index Fund	0.169%	0.169%	0.169%	0.169%	0.169%
ETF / Index	ICICI Prudential Nifty SDL Dec 2028 Index Fund	0.169%	0.169%	0.169%	0.169%	0.169%
ETF / Index	ICICI Prudential Nifty SDL Sep 2026 Index Fund	0.169%	0.169%	0.169%	0.169%	0.169%
ETF / Index	ICICI Prudential Nifty SDL Sep 2027 Index Fund	0.167%	0.167%	0.167%	0.167%	0.167%
ETF / Index	ICICI Prudential Nifty Smallcap 250 Index Fund	0.466%	0.466%	0.466%	0.466%	0.466%
ETF / Index	ICICI Prudential Nifty Top 15 Equal Weight Index Fund	0.423%	0.423%	0.423%	0.423%	0.423%
ETF / Index	ICICI Prudential Nifty200 Quality 30 Index Fund	0.338%	0.338%	0.338%	0.338%	0.338%
ETF / Index	ICICI Prudential Nifty200 Value 30 Index Fund	0.296%	0.296%	0.296%	0.296%	0.296%
ETF / Index	ICICI Prudential Nifty50 Value 20 Index Fund	0.296%	0.296%	0.296%	0.296%	0.296%
SIF	iSIF Equity Ex-Top 100 Long-Short Fund	0.900%	0.900%	0.900%	0.900%	0.900%
SIF	iSIF Hybrid Long-Short Fund	1.016%	1.016%	1.016%	1.016%	1.016%

New SIP/STP registered - Trail brokerage would be applicable as on Trade date / Installment date.

SIP-STP Applications - Trail brokerage would be same as normal purchase application as mentioned above.

For all Switches excluding Intra Scheme switch - Trail brokerage would be same as normal purchase application. In case of Intra Scheme switch transaction, brokerage rate prevalent for the said transaction before the switch will be applicable.

Terms: The transactions will be subject to terms and conditions as mentioned in the Scheme Information Document (SID) & Statement of Additional Information (SAI) and shall be binding on the distributor. The Commission mentioned hereinabove is solely payable to AMFI/NISM certified distributors and can be changed by the AMC at its sole discretion without any prior intimation or notification. The Commission rates mentioned above excludes Goods and Service Tax (GST). However, other applicable statutory/regulatory levies shall form part of the commission. Payment of GST on commission shall be released only upon receipt of valid tax invoices, which is matching with RTA records. The AMC shall not be responsible for any losses incurred by any one due to change in the Commission structure. The Commission shall be subject to clawback provisions, as applicable. The Distributor should abide by the code of conduct and rules/regulations laid down by SEBI and AMFI. Also, it is specifically mentioned that the Distributor will neither pass on or rebate Commission back to investors nor tempt them with rebate/gifts. It is mandatory for distributors to do investor risk profiling and product suitability while soliciting business. The AMC will take disciplinary action against any Distributor who is found violating the rules, regulations and Code of conduct. The AMC reserves the right to suspend the Commission payable, if it is brought to our notice that the Distributor has violated the code of conduct and/or rules/regulations laid down by SEBI and AMFI. The Distributor shall disclose all commissions (including in the form of trail commission or any other mode) payable to them for the different competing Schemes of various Mutual Funds from amongst which the Scheme is being recommended to the investor. The decision of AMC in all matters pertaining to the Commission will be final and binding in all respects on the Distributor. It would be deemed that the terms as stated in this communication have been accepted by you if you mobilise business subsequent to this communication. Further, AMC reserves right to revise trail commission in case there is change in regulation pertaining to fund related expenses.

Investments in Specialized Investment Fund involves relatively higher risk including potential loss of capital, liquidity risk and market volatility. Please read all investment strategy related documents carefully before making the investment decision.

Mutual Fund investments are subject to market risks, read all scheme related documents carefully.

Brokerage Structure for the period 1st April 2026 to 30th June 2026

Name					ARN
Category	Name of the Fund	Base Trail 1-3 yrs (% p.a)	^GST @18%	Total Trail 1-3 yrs (% p.a)	Base Trail 4th year onwards (% p.a)
Equity	Invesco India Largecap Fund	0.636	0.114	0.75	0.381
	Invesco India Midcap Fund	0.466	0.084	0.55	0.381
	Invesco India Smallcap Fund	0.466	0.084	0.55	0.381
	Invesco India Flexicap Fund	0.636	0.114	0.75	0.381
	Invesco India Multicap Fund	0.636	0.114	0.75	0.381
	Invesco India Focused Fund	0.636	0.114	0.75	0.381
	Invesco India Large & Mid Cap Fund	0.466	0.084	0.55	0.381
	Invesco India Contra Fund	0.466	0.084	0.55	0.381
ELSS	Invesco India ELSS Tax Saver Fund	0.636	0.114	0.75	0.381
Thematic	Invesco India Financial Services Fund	0.636	0.114	0.75	0.381
	Invesco India Business Cycle Fund	0.636	0.114	0.75	0.381
	Invesco India Consumption Fund	1.102	0.198	1.30	0.890
	Invesco India Manufacturing Fund	0.636	0.114	0.75	0.381
	Invesco India Technology Fund	0.636	0.114	0.75	0.381
	Invesco India ESG Integration Strategy Fund	0.636	0.114	0.75	0.381
	Invesco India Infrastructure Fund	0.636	0.114	0.75	0.381
	Invesco India PSU Equity Fund	0.636	0.114	0.75	0.381
Hybrid	Invesco India Aggressive Hybrid Fund	0.636	0.114	0.75	0.381
	Invesco India Equity Savings Fund	0.636	0.114	0.75	0.381
	Invesco India Balanced Advantage Fund	0.636	0.114	0.75	0.381
	Invesco India Multi Asset Allocation Fund	0.636	0.114	0.75	0.381
International FoF	Invesco India - Invesco Global Consumer Trends Fund of Fund	0.636	0.114	0.75	0.551
	Invesco India - Invesco EQQQ NASDAQ-100ETF Fund of Fund	0.169	0.031	0.20	0.169
	Invesco India - Invesco Pan European Equity Fund of Fund	0.212	0.038	0.25	0.212
	Invesco India - Invesco Global Equity Income Fund of Fund				
Gold	Invesco India Gold ETF Fund of Fund	0.212	0.038	0.25	0.212
Equity oriented	Invesco India Arbitrage Fund	0.551	0.099	0.65	0.551
	Invesco India Income Plus Arbitrage Active FoF	0.297	0.053	0.35	0.297
Overnight	Invesco India Overnight Fund	0.042	0.008	0.05	0.042
Liquid	Invesco India Liquid Fund	0.034	0.006	0.04	0.034
Debt	Invesco India Low Duration Fund	0.169	0.031	0.20	0.169
	Invesco India Short Duration Fund	0.551	0.099	0.65	0.424
	Invesco India Money Market Fund	0.127	0.023	0.15	0.127
	Invesco India Ultra Short Duration Fund	0.381	0.069	0.45	0.381
	Invesco India Corporate Bond Fund	0.254	0.046	0.30	0.254
	Invesco India Medium Duration Fund	0.636	0.114	0.75	0.424
	Invesco India Credit Risk Fund	0.339	0.061	0.40	0.339
	Invesco India Banking and PSU Fund	0.212	0.038	0.25	0.212
	Invesco India Nifty G-sec Jul 2027 Index Fund	0.085	0.015	0.10	0.085
	Invesco India Nifty G-sec Sep 2032 Index Fund	0.085	0.015	0.10	0.085
Gilt	Invesco India Gilt Fund	0.636	0.114	0.75	0.508

Terms & Conditions

I. General

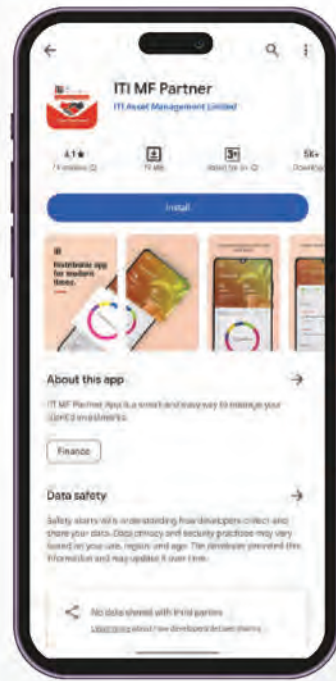
- The above brokerage structure is exclusive of GST and all other taxes/ levies as applicable from time to time. You are requested to comply with GST law by furnishing your GSTIN to AMFI unit of CAMS. Applicable GST will payable @ 18% or composite scheme rate to Eligible GST Registered Distributors, subject to Valid GST Invoice.
- Brokerage will be payable only to distributors empanelled with us and for applications logged under their respective ARN.
- This structure will supersede any existing brokerage structure for the period of 1st April 2026 to 30th June 2026
- The AMC reserves the right to amend/ withdraw the above brokerage structure without assigning any reasons

II. Regulatory



- The above-mentioned brokerage structure is applicable subject to provisions of SEBI regulations/ AMFI Circulars as amended from time to time
- GST Treatment on Mutual Fund Distributor Commission (Effective 1st April 2026)
 - The treatment of GST on distribution commission is being revised with effective from 1st April 2026. Under the revised framework, GST will be separate from the base commission payable to the distributors.
 - Statutory levies such as GST will no longer be embedded in commission payouts
 - GST will be paid/ reimbursed only after submission of valid tax invoice
 - RTA will reconcile the tax invoice with GSTR 2B and differences, if any, shall be adjusted in the subsequent months payment.
 - Non-GST registered distributors will not be eligible to receive GST. In absence of GST registration, only base commission will be paid.
- The above-mentioned brokerage structure for the 1st April 2026 to 30th June 2026 period is subject to any amendments as the AMC at it's sole discretion may carry out without any prior intimation or
- In accordance with the clause 4(d) of SEBI Circular No. SEBI/IMD/CIR No. 4/168230/09 dated June 30, 2009, the distributors should disclose all the commissions (in the form of trail commission or any other mode) payable to them for the different competing schemes of various mutual funds from amongst which the scheme is being recommended to the investor. Distributors are advised to ensure compliance of the same
- Vide SEBI circular dated November 28th, 2002 and AMFI's subsequent circulars, intermediaries are not entitled to commission/incentive on their own investment
- SEBI notification No. SEBI/LAD-NRO/GN/2018/51 dated December 13, 2018 (SEBI (Mutual Funds) (Fourth Amendment) Regulations, 2018 published in the Gazette of India Extraordinary Part III - Section 4 dated December 13, 2018), has amended Regulation 52, sub-regulation 6 of Securities and Exchange Board of India (Mutual Funds) Regulations, 1996 in relation to Total Expense ratio of the schemes which has/ shall result in changes in the Total Expense ratio of the schemes w.e.f. April 1, 2019 resulting in consequent changes in the trail commission of few schemes payable for future periods in respect of outstanding assets.
- Distributors shall be eligible to receive the additional commission for mobilizing investments from new women investors from Top-30 & B-30 cities & onboarding new individual investors from B-30 cities. Kindly refer the circular for more details. SEBI Circular HO/(83)2025-IMD-POD-I/1/52/2025

Date : April 01,2026

Commission Structure for Distribution of ITI Mutual Fund Schemes



CLICK HERE TO DOWNLOAD THE DISTRIBUTOR APP



COMMISSION STRUCTURE FOR DISTRIBUTION OF ITI MUTUAL FUND SCHEMES FOR THE PERIOD : 1st April to 30th June, 2026

For Empanelled Distributors only for Distribution of Ongoing Schemes under Regular Plans
Please read the Scheme Information Details & Addendum of respective schemes carefully to know scheme details

Structure Reference - Silver

Scheme Category	Scheme Name	Year 1 Trail Commission (p.a.)	GST @ 18%	TOTAL	2nd Year Onwards Trail Commission (Excluding GST)
ELSS	ITI ELSS Tax Saver Fund	1.00	0.18	1.18	1.00
Sectoral Fund	ITI Banking and Financial Services Fund	1.00	0.18	1.18	1.00
Value Fund	ITI Value Fund	1.00	0.18	1.18	1.00
BAF	ITI Balanced Advantage Fund	1.00	0.18	1.18	1.00
Sectoral Fund	ITI Pharma and Healthcare Fund	1.00	0.18	1.18	1.00
Sectoral Fund	ITI Business Cycle Fund	1.00	0.18	1.18	1.00
Thematic Fund	ITI Bharat Consumption Fund	1.00	0.18	1.18	1.00
Large Cap	ITI Large Cap Fund	1.00	0.18	1.18	1.00
Focused Fund	ITI Focused Fund	0.90	0.16	1.06	0.90
Large & Midcap	ITI Large & Mid Cap Fund	0.90	0.16	1.06	0.90
Mid Cap	ITI Mid Cap Fund	0.80	0.14	0.94	0.80
Multi Cap	ITI Multi Cap Fund	0.80	0.14	0.94	0.80
Flexi Cap	ITI Flexi Cap Fund	0.80	0.14	0.94	0.80
Small Cap	ITI Small Cap Fund	0.75	0.14	0.89	0.75
Dynamic Bond	ITI Dynamic Bond Fund	0.50	0.09	0.59	0.50
Ultra Short Duration	ITI Ultra Short Duration Fund	0.35	0.06	0.41	0.35
Arbitrage	ITI Arbitrage Fund	0.35	0.06	0.41	0.35
Banking & PSU Debt	ITI Banking & PSU Debt Fund	0.35	0.06	0.41	0.35
Liquid	ITI Liquid Fund	0.05	0.01	0.06	0.05
Overnight	ITI Overnight Fund	0.05	0.01	0.06	0.05

TERMS & CONDITIONS

1. Brokerage shall be determined on the basis of total mobilization procured during the brokerage period for ongoing schemes. Total mobilization shall include Lump sum, SIP installment and Switch-in from ITI Mutual Fund Schemes.
2. Only the valid application form under Regular Plan with ARN number mentioned in the broker code from empanelled distributors only will be considered for the commission payment.
3. Commission on all fresh SIP/STP registrations and future installments of all existing SIP/STP registrations shall be payable as per the commission rate applicable on the NAV date of each installment of SIP/STP.
4. Any transfer of assets from one distributor to another distributor shall be subject to the provisions of the Best Practices Guidelines on Transfer of AUM from one ARN to another ARN stipulated by AMFI, as amended from time to time.
5. All ARN holders are required to comply with the norms related to Know Your Distributor (KYD) as per AMFI circular dated August 27, 2010 failing which payment of commission on the transactions procured will be suspended till full compliance with the requirements.
6. The Commission computation by our R&T Agent will be considered to be final. For invoice generation, GST and reporting process, please visit <https://mfs.kfintech.com>
7. AMC may change the rates / periodicity etc. of commission/ trail commission in case of change in regulations / expense ratio and any other factors which have an impact on such payments.
8. The brokerage/commission/remuneration/incentive structure and payout thereof is subject to empanelment of the distributor with the AMC, the terms and conditions mentioned in the Distributor's Agreement and / or the Empanelment Form, as may be amended from time to time including any regulatory modifications thereof and various SEBI/AMFI regulations/guidelines, including but not limited to regulations/guidelines relating to forfeiture of commission. The AMC reserves the right to hold the commissions payable to the distributors, until KYC of their investors is completed in all respects.
9. The Commission Structure may be modified/changed based on compliance with Distributable Total Expense Ratio (DTER) and/or SEBI/AMFI requirements and any changes in the Regulation with respect to Total Expense Ratio (TER)/Fund Expenses. Any excess commission paid in breach of DTER/available TER or any amount due to AMC by distributor will be recovered against the commission payable to Distributor or as a refund by the way of Direct payment to AMC from the Distributor.
10. Annualized commission including Trail Commission will be computed on monthly average AUM and paid monthly. The commission structure and all the rates mentioned in the Commission Structure are exclusive of GST. In addition, TDS shall be recovered as required under IT Act as per rates applicable and as amended from time to time. Distributors have to provide the GSTIN and submit bills for GST & follow the related process. AMC / MF reserves the right to recover GST not / short paid against commission.
11. As per SEBI regulations, Distributor is not entitled to commission on self investments. No pass back, either directly or indirectly, shall be given by Distributors to the investors.
12. Bills raised by Registered Distributors should carry tax rate as applicable under GST Laws. Invoices shall be raised in the name of ITI Mutual Fund with following mandatory details of Mutual Fund :-

Name - ITI MUTUAL FUND

Address - M.D.College, Building No.36, ITI House, Dr.R.K Shirodakar Marg, Parel, Mumbai-400012

Place of Spply - Mumbai

GST No.27AABTI5907R1Z1

Available on BSE StAR MF, NSE-MFSS, NSE NMF II and MFU platforms.

Call: 1800 266 9603

Email: mypartner@itiorg.com

www.itiamc.com

ITI Asset Management Limited

Regd office: ITI House, Building No. 36, Dr. R. K. Shirodkar Marg, Parel, Mumbai - 400 012, Maharashtra.

B: 022 6621 4999 • F: 022 6621 4998 • CIN: U67100MH2008PLC177677

Mutual Fund investments are subject to market risks, read all scheme related documents carefully.

Partner Name: AU Small Finance Bank

ARN No.:ARN-124591

At the outset, we thank you for the immense support & faith that you have placed on us, over the years. We look forward to more support as we begin a new journey in a positive and an energetic manner. We are hereby providing the brokerage structure for various regular schemes for the above mentioned quarter.

Category	Scheme Name	Annualised Brokerage 1st yr Trail (%)	Long Term Trail 2nd yr onwards (%)
Equity	JM Focused Fund	1.40	1.40
	JM Large Cap Fund	1.19	1.19
	JM Value Fund	1.10	1.10
	JM Flexicap Fund	0.68	0.68
	JM Midcap Fund	1.06	1.06
	JM Small Cap Fund	1.06	1.06
	JM Large & Mid Cap Fund	1.10	1.10
	JM ELSS Tax Saver Fund	1.06	1.06

Category	Scheme Name	Annualised Brokerage 1st yr Trail (%)	Long Term Trail 2nd yr onwards (%)
Hybrid	JM Aggressive Hybrid Fund	1.19	1.19
	JM Arbitrage Fund	0.51	0.51

Category	Scheme Name	Annualised Brokerage 1st yr Trail (%)	Long Term Trail 2nd yr onwards (%)
Debt	JM Dynamic Bond Fund	0.51	0.51
	JM Medium to Long Duration Fund	0.51	0.51
	JM Short Duration Fund	0.64	0.64
	JM Low Duration Fund	0.38	0.38

Category	Scheme Name	Annualised Brokerage 1st yr Trail (%)	Long Term Trail 2nd yr onwards (%)
Liquid	JM Liquid Fund	0.05	0.05
Overnight	JM Overnight Fund	0.04	0.04

Brokerage Structure



Distributor : ARN-124591/ AU SMALL FINANCE BANK LIMITED

for the Investment Period : 01-Apr-2026 to 30-Jun-2026

Class	SEBI Scheme categorization	Scheme	Investment Period	Transaction Nature	Investment Amount	Rate Type	Trailer Fee						All Assets	B30 Inc Trailer Fee Clawback		
							B30 Inc	1st Yr	2nd Yr	3rd Yr	4th Yr	>=5th Yr		Type	%	Thld(D)
INDEX	INDEX	Kotak Nifty Midcap 150 Momentum 50 Index Fund	01-Apr-2026 to 30-Jun-2026	Lump sum	1 to MAX	FIXED	0	0.48	0.48	0.48	0.48	0.48	NO			
				Systematic	1 to MAX	FIXED	0	0.48	0.48	0.48	0.48	0.48	0.48	NO		
INDEX		Kotak BSE PSU Index Fund		Lump sum	1 to MAX	FIXED	0	0.46	0.46	0.41	0.41	0.41	NO			
				Systematic	1 to MAX	FIXED	0	0.46	0.46	0.41	0.41	0.41	0.41	NO		
INDEX		Kotak Nifty Alpha 50 Index Fund		Lump sum	1 to MAX	FIXED	0	0.45	0.45	0.45	0.45	0.45	NO			
				Systematic	1 to MAX	FIXED	0	0.45	0.45	0.45	0.45	0.45	0.45	NO		
INDEX		Kotak Nifty Top 10 Equal Weight Index Fund		Lump sum	1 to MAX	FIXED	0	0.45	0.45	0.45	0.45	0.45	NO			
				Systematic	1 to MAX	FIXED	0	0.45	0.45	0.45	0.45	0.45	0.45	NO		
INDEX	INDEX	Kotak Nifty India Tourism Index Fund		Lump sum	1 to MAX	FIXED	0	0.44	0.44	0.44	0.44	0.44	NO			
				Systematic	1 to MAX	FIXED	0	0.44	0.44	0.44	0.44	0.44	0.44	NO		
INDEX		Kotak Nifty Midcap 50 Index fund		Lump sum	1 to MAX	FIXED	0	0.44	0.44	0.41	0.41	0.41	NO			
				Systematic	1 to MAX	FIXED	0	0.44	0.44	0.41	0.41	0.41	0.41	NO		
INDEX		Kotak Nifty 100 Equal Weight Index Fund		Lump sum	1 to MAX	FIXED	0	0.38	0.38	0.38	0.38	0.38	NO			
				Systematic	1 to MAX	FIXED	0	0.38	0.38	0.38	0.38	0.38	0.38	NO		
INDEX		Kotak Nifty 50 Equal Weight Index Fund		Lump sum	1 to MAX	FIXED	0	0.38	0.38	0.38	0.38	0.38	NO			
				Systematic	1 to MAX	FIXED	0	0.38	0.38	0.38	0.38	0.38	0.38	NO		
INDEX	INDEX	Kotak NIFTY 100 Low Volatility 30 Index Fund		Lump sum	1 to MAX	FIXED	0	0.33	0.33	0.33	0.33	0.33	NO			
				Systematic	1 to MAX	FIXED	0	0.33	0.33	0.33	0.33	0.33	0.33	NO		
INDEX		Kotak Nifty Financial Services Ex-Bank Index Fund		Lump sum	1 to MAX	FIXED	0	0.32	0.32	0.32	0.32	0.32	NO			
				Systematic	1 to MAX	FIXED	0	0.32	0.32	0.32	0.32	0.32	0.32	NO		
INDEX		Kotak Nifty Smallcap 250 Index Fund		Lump sum	1 to MAX	FIXED	0	0.31	0.31	0.31	0.31	0.31	NO			
				Systematic	1 to MAX	FIXED	0	0.31	0.31	0.31	0.31	0.31	0.31	NO		
INDEX	INDEX	Kotak BSE Housing Index Fund		Lump sum	1 to MAX	FIXED	0	0.3	0.3	0.3	0.3	0.3	NO			
				Systematic	1 to MAX	FIXED	0	0.3	0.3	0.3	0.3	0.3	0.3	NO		
INDEX		Kotak Nifty Midcap 150 Index Fund	Lump sum	1 to MAX	FIXED	0	0.3	0.3	0.3	0.3	0.3	NO				
			Systematic	1 to MAX	FIXED	0	0.3	0.3	0.3	0.3	0.3	0.3	NO			
INDEX		Kotak Nifty 200 Quality 30 Index Fund	Lump sum	1 to MAX	FIXED	0	0.28	0.28	0.28	0.28	0.28	NO				
			Systematic	1 to MAX	FIXED	0	0.28	0.28	0.28	0.28	0.28	0.28	NO			
INDEX	INDEX	Kotak Nifty 500 Momentum 50 Index Fund	Lump sum	1 to MAX	FIXED	0	0.27	0.27	0.27	0.27	0.27	NO				
			Systematic	1 to MAX	FIXED	0	0.27	0.27	0.27	0.27	0.27	0.27	NO			
INDEX		Kotak Nifty200 Value 30 Index Fund	Lump sum	1 to MAX	FIXED	0	0.26	0.26	0.26	0.26	0.26	NO				
			Systematic	1 to MAX	FIXED	0	0.26	0.26	0.26	0.26	0.26	0.26	NO			

Perc- Percentage

Prop- Proportionate

NC- No Clawback

Thld(D)- Threshold Period(In Days)

Brokerage Structure

Distributor : ARN-124591/AU SMALL FINANCE BANK LIMITED

for the Investment Period : 01-Apr-2026 to 30-Jun-2026



Class	SEBI Scheme categorization	Scheme	Investment Period	Transaction Nature	Investment Amount	Rate Type	Trailer Fee						All Assets	B30 Inc Trailer Fee Clawback		
							B30 Inc	1st Yr	2nd Yr	3rd Yr	4th Yr	>=5th Yr		Type	%	Thld(D)
INDEX	INDEX	Kotak Nifty 200 Momentum 30 Index Fund	01-Apr-2026 to 30-Jun-2026	Lump sum	1 to MAX	FIXED	0	0.22	0.22	0.22	0.22	0.22	NO			
		Systematic		1 to MAX	FIXED	0	0.22	0.22	0.22	0.22	0.22	0.22	NO			
INDEX	INDEX	KOTAK NIFTY SMALLCAP 50 INDEX FUND		Lump sum	1 to MAX	FIXED	0	0.22	0.22	0.22	0.22	0.22	NO			
		Systematic		1 to MAX	FIXED	0	0.22	0.22	0.22	0.22	0.22	0.22	NO			
INDEX		Kotak Nifty Commodities Index Fund		Lump sum	1 to MAX	FIXED	0	0.18	0.18	0.18	0.18	0.18	NO			
		Systematic		1 to MAX	FIXED	0	0.18	0.18	0.18	0.18	0.18	0.18	NO			
INDEX	INDEX	Kotak Nifty SDL Jul 2026 Index Fund		Lump sum	1 to MAX	FIXED	0	0.15	0.15	0.15	0.15	0.15	NO			
		Systematic		1 to MAX	FIXED	0	0.15	0.15	0.15	0.15	0.15	0.15	NO			
INDEX	INDEX	Kotak Nifty G-Sec July 2033 Index Fund		Lump sum	1 to MAX	FIXED	0	0.15	0.15	0.15	0.15	0.15	NO			
		Systematic		1 to MAX	FIXED	0	0.15	0.15	0.15	0.15	0.15	0.15	NO			
INDEX		KOTAK CRISIL-IBX AAA FINANCIAL SERVICES INDEX SEP 2027 FUND		Lump sum	1 to MAX	FIXED	0	0.15	0.15	0.15	0.15	0.15	NO			
		Systematic		1 to MAX	FIXED	0	0.15	0.15	0.15	0.15	0.15	0.15	NO			
INDEX		KOTAK CRISIL-IBX FINANCIAL SERVICES 3-6 MONTHS DEBT INDEX FUND		Lump sum	1 to MAX	FIXED	0	0.15	0.15	0.15	0.15	0.15	NO			
		Systematic		1 to MAX	FIXED	0	0.15	0.15	0.15	0.15	0.15	0.15	NO			
INDEX	INDEX	Kotak Nifty SDL Jul 2033 Index Fund		Lump sum	1 to MAX	FIXED	0	0.13	0.13	0.13	0.13	0.13	NO			
		Systematic		1 to MAX	FIXED	0	0.13	0.13	0.13	0.13	0.13	0.13	NO			
INDEX		Kotak Nifty AAA Bond Financial Services Mar 2028 Index Fund		Lump sum	1 to MAX	FIXED	0	0.13	0.13	0.13	0.13	0.13	NO			
		Systematic		1 to MAX	FIXED	0	0.13	0.13	0.13	0.13	0.13	0.13	NO			
INDEX		Kotak BSE Sensex Index Fund		Lump sum	1 to MAX	FIXED	0	0.13	0.13	0.13	0.13	0.13	NO			
		Systematic		1 to MAX	FIXED	0	0.13	0.13	0.13	0.13	0.13	0.13	NO			
INDEX		KOTAK CRISIL-IBX AAA BOND FINANCIAL SERVICES INDEX DEC 2026 FUND		Lump sum	1 to MAX	FIXED	0	0.12	0.12	0.12	0.12	0.12	NO			
		Systematic		1 to MAX	FIXED	0	0.12	0.12	0.12	0.12	0.12	0.12	NO			
INDEX		KOTAK CRISIL-IBX FINANCIAL SERVICES 9 to 12 MONTHS DEBT INDEX FUND		Lump sum	1 to MAX	FIXED	0	0.12	0.12	0.12	0.12	0.12	NO			
		Systematic		1 to MAX	FIXED	0	0.12	0.12	0.12	0.12	0.12	0.12	NO			
EQUITY	Equity	Kotak Transportation & Logistics Fund	Lump sum	1 to MAX	FIXED	0	1.3	1.3	1.26	0.91	0.91	NO				
		Systematic	1 to MAX	FIXED	0	1.3	1.3	1.26	0.91	0.91	0.91	NO				
EQUITY		KOTAK SERVICES FUND	Lump sum	1 to MAX	FIXED	0	1.26	1.11	1.11	0.81	0.81	NO				
		Systematic	1 to MAX	FIXED	0	1.26	1.11	1.11	0.81	0.81	0.81	NO				
EQUITY		KOTAK Energy Opportunities Fund	Lump sum	1 to MAX	FIXED	0	1.25	1.2	1.2	0.85	0.85	NO				
		Systematic	1 to MAX	FIXED	0	1.25	1.2	1.2	0.85	0.85	0.85	NO				
EQUITY	Equity	Kotak Rural Opportunities Fund	Lump sum	1 to MAX	FIXED	0	1.17	1.17	1.17	1.17	1.1	NO				
		Systematic	1 to MAX	FIXED	0	1.17	1.17	1.17	1.17	1.17	1.1	NO				

Perc- Percentage

Prop- Proportionate

NC- No Clawback

Thld(D)- Threshold Period(In Days)

Brokerage Structure



Distributor : ARN-124591/AU SMALL FINANCE BANK LIMITED

for the Investment Period : 01-Apr-2026 to 30-Jun-2026

Class	SEBI Scheme categorization	Scheme	Investment Period	Transaction Nature	Investment Amount	Rate Type	Trailer Fee						All Assets	B30 Inc Trailer Fee Clawback		
							B30 Inc	1st Yr	2nd Yr	3rd Yr	4th Yr	>=5th Yr		Type	%	Thld(D)
EQUITY	Equity	Kotak ESG Exclusionary Strategy Fund	01-Apr-2026 to 30-Jun-2026	Lump sum	1 to MAX	FIXED	0	1.15	1.15	1.15	1.15	1.15	NO			
				Systematic	1 to MAX	FIXED	0	1.15	1.15	1.15	1.15	1.15	1.15	NO		
EQUITY		Kotak Technology Fund		Lump sum	1 to MAX	FIXED	0	1.13	1.13	1.13	0.78	0.78	NO			
				Systematic	1 to MAX	FIXED	0	1.13	1.13	1.13	0.78	0.78	NO			
EQUITY		Kotak Dividend Yield Fund		Lump sum	1 to MAX	FIXED	0	1.12	1.12	1.12	1.05	1.05	NO			
				Systematic	1 to MAX	FIXED	0	1.12	1.12	1.12	1.05	1.05	NO			
EQUITY		Kotak Healthcare Fund		Lump sum	1 to MAX	FIXED	0	1.12	1.12	1.12	0.72	0.72	NO			
				Systematic	1 to MAX	FIXED	0	1.12	1.12	1.12	0.72	0.72	NO			
EQUITY		Kotak Consumption Fund		Lump sum	1 to MAX	FIXED	0	1.11	1.11	1.11	0.73	0.73	NO			
				Systematic	1 to MAX	FIXED	0	1.11	1.11	1.11	0.73	0.73	NO			
EQUITY		Kotak Active Momentum Fund		Lump sum	1 to MAX	FIXED	0	1.08	1.08	1.08	1.03	1.03	NO			
				Systematic	1 to MAX	FIXED	0	1.08	1.08	1.08	1.03	1.03	NO			
EQUITY		Kotak Banking and Financial Services Fund		Lump sum	1 to MAX	FIXED	0	1.07	1.07	1.07	0.87	0.87	NO			
				Systematic	1 to MAX	FIXED	0	1.07	1.07	1.07	0.87	0.87	NO			
EQUITY		Kotak Special Opportunities Fund		Lump sum	1 to MAX	FIXED	0	1.05	1.05	1.05	0.85	0.85	NO			
				Systematic	1 to MAX	FIXED	0	1.05	1.05	1.05	0.85	0.85	NO			
EQUITY		Kotak MNC Fund		Lump sum	1 to MAX	FIXED	0	1.04	1.04	1.04	0.84	0.84	NO			
				Systematic	1 to MAX	FIXED	0	1.04	1.04	1.04	0.84	0.84	NO			
EQUITY		Kotak Focused Fund erstwhile Kotak Focused Equity Fund		Lump sum	1 to MAX	FIXED	0	1	1	1	1	1	NO			
				Systematic	1 to MAX	FIXED	0	1	1	1	1	1	NO			
EQUITY		Kotak Pioneer Fund		Lump sum	1 to MAX	FIXED	0	0.98	0.98	0.98	0.98	0.98	NO			
				Systematic	1 to MAX	FIXED	0	0.98	0.98	0.98	0.98	0.98	NO			
EQUITY		Kotak Manufacture In India Fund		Lump sum	1 to MAX	FIXED	0	0.98	0.98	0.98	0.83	0.83	NO			
				Systematic	1 to MAX	FIXED	0	0.98	0.98	0.98	0.83	0.83	NO			
EQUITY	Contra Fund	Kotak Contra Fund erstwhile Kotak india EQ Contra Fund	Lump sum	1 to MAX	FIXED	0	0.97	0.97	0.97	0.74	0.74	NO				
			Systematic	1 to MAX	FIXED	0	0.97	0.97	0.97	0.74	0.74	NO				
EQUITY	Equity	Kotak Business Cycle Fund	Lump sum	1 to MAX	FIXED	0	0.96	0.96	0.96	0.86	0.86	NO				
			Systematic	1 to MAX	FIXED	0	0.96	0.96	0.96	0.86	0.86	NO				
EQUITY	Sectoral or Thematic Fund	Kotak Infrastructure & Economic Reform Fund	Lump sum	1 to MAX	FIXED	0	0.96	0.96	0.96	0.71	0.71	NO				
			Systematic	1 to MAX	FIXED	0	0.96	0.96	0.96	0.71	0.71	NO				
EQUITY	ELSS	Kotak ELSS Tax Saver Fund	Lump sum	1 to MAX	FIXED	0	0.93	0.93	0.93	0.78	0.78	NO				
			Systematic	1 to MAX	FIXED	0	0.93	0.93	0.93	0.78	0.78	NO				

Perc- Percentage

Prop- Proportionate

NC- No Clawback

Thld(D)- Threshold Period(In Days)

Brokerage Structure

Distributor : ARN-124591/ AU SMALL FINANCE BANK LIMITED

for the Investment Period : 01-Apr-2026 to 30-Jun-2026



Class	SEBI Scheme categorization	Scheme	Investment Period	Transaction Nature	Investment Amount	Rate Type	Trailer Fee						All Assets	B30 Inc Trailer Fee Clawback		
							B30 Inc	1st Yr	2nd Yr	3rd Yr	4th Yr	>=5th Yr		Type	%	Thld(D)
EQUITY	Large Cap Fund	Kotak Large Cap Fund erstwhile Kotak Bluechip Fund		Lump sum	1 to MAX	FIXED	0	0.9	0.9	0.9	0.76	0.76	NO			
				Systematic	1 to MAX	FIXED	0	0.9	0.9	0.9	0.76	0.76	NO			
EQUITY	Small Cap Fund	Kotak Small Cap Fund		Lump sum	1 to MAX	FIXED	0	0.86	0.86	0.86	0.76	0.76	NO			
				Systematic	1 to MAX	FIXED	0	0.86	0.86	0.86	0.76	0.76	NO			
EQUITY	Equity	Kotak Multicap Fund		Lump sum	1 to MAX	FIXED	0	0.83	0.83	0.83	0.76	0.76	NO			
				Systematic	1 to MAX	FIXED	0	0.83	0.83	0.83	0.76	0.76	NO			
EQUITY		Kotak Multi Asset Allocation Fund		Lump sum	1 to MAX	FIXED	0	0.83	0.83	0.83	0.74	0.74	NO			
				Systematic	1 to MAX	FIXED	0	0.83	0.83	0.83	0.74	0.74	NO			
EQUITY	Large and Mid Cap Fund	Kotak Large & Midcap Fund erstwhile Kotak Equity Opportunities Fund		Lump sum	1 to MAX	FIXED	0	0.8	0.8	0.8	0.78	0.78	NO			
				Systematic	1 to MAX	FIXED	0	0.8	0.8	0.8	0.78	0.78	NO			
EQUITY	Equity	Kotak Quant Fund		Lump sum	1 to MAX	FIXED	0	0.71	0.71	0.71	0.71	0.71	NO			
				Systematic	1 to MAX	FIXED	0	0.71	0.71	0.71	0.71	0.71	NO			
EQUITY	Mid Cap Fund	Kotak Midcap Fund erstwhile Kotak Emerging Equity Fund		Lump sum	1 to MAX	FIXED	0	0.69	0.69	0.69	0.69	0.69	NO			
				Systematic	1 to MAX	FIXED	0	0.69	0.69	0.69	0.69	0.69	NO			
EQUITY	Equity	Kotak Flexicap Fund		Lump sum	1 to MAX	FIXED	0	0.67	0.67	0.67	0.54	0.54	NO			
				Systematic	1 to MAX	FIXED	0	0.67	0.67	0.67	0.54	0.54	NO			
EQUITY	Equity Savings	Kotak Equity Savings Scheme		Lump sum	1 to MAX	FIXED	0	0.59	0.59	0.59	0.34	0.34	NO			
				Systematic	1 to MAX	FIXED	0	0.59	0.59	0.59	0.34	0.34	NO			
EQUITY	Arbitrage Fund	Kotak Arbitrage Fund erstwhile Kotak Equity Arbitrage Fund		Lump sum	1 to MAX	FIXED	0	0.34	0.34	0.34	0.34	0.34	NO			
				Systematic	1 to MAX	FIXED	0	0.34	0.34	0.34	0.34	0.34	NO			
EQUITY	Equity	Kotak Nifty Next 50 Index Fund		Lump sum	1 to MAX	FIXED	0	0.23	0.23	0.23	0.23	0.23	NO			
				Systematic	1 to MAX	FIXED	0	0.23	0.23	0.23	0.23	0.23	NO			
EQUITY		Kotak Nifty 50 Index Fund		Lump sum	1 to MAX	FIXED	0	0.13	0.13	0.13	0.13	0.13	NO			
				Systematic	1 to MAX	FIXED	0	0.13	0.13	0.13	0.13	0.13	NO			
HYBRID	Balanced Hybrid Fund	Kotak Aggressive Hybrid Fund erstwhile Kotak Equity Hybrid Fund		Lump sum	1 to MAX	FIXED	0	0.9	0.9	0.9	0.75	0.75	NO			
				Systematic	1 to MAX	FIXED	0	0.9	0.9	0.9	0.75	0.75	NO			
HYBRID	Conservative Hybrid Fund	Kotak Debt Hybrid		Lump sum	1 to MAX	FIXED	0	0.9	0.9	0.9	0.71	0.71	NO			
				Systematic	1 to MAX	FIXED	0	0.9	0.9	0.9	0.71	0.71	NO			
HYBRID	Dynamic Asset Allocation fund	Kotak Balanced Advantage Fund		Lump sum	1 to MAX	FIXED	0	0.86	0.86	0.86	0.86	0.86	NO			
				Systematic	1 to MAX	FIXED	0	0.86	0.86	0.86	0.86	0.86	NO			
DEBT	Low duration Fund	Kotak Low Duration Fund		Lump sum	1 to MAX	FIXED	0	0.6	0.6	0.6	0.6	0.6	NO			
				Systematic	1 to MAX	FIXED	0	0.6	0.6	0.6	0.6	0.6	NO			

01-Apr-2026 to 30-Jun-2026

Perc- Percentage

Prop- Proportionate

NC- No Clawback

Thld(D)- Threshold Period(In Days)

Brokerage Structure



Distributor : ARN-124591/AU SMALL FINANCE BANK LIMITED

for the Investment Period : 01-Apr-2026 to 30-Jun-2026

Class	SEBI Scheme categorization	Scheme	Investment Period	Transaction Nature	Investment Amount	Rate Type	Trailer Fee						All Assets	B30 Inc Trailer Fee Clawback		
							B30 Inc	1st Yr	2nd Yr	3rd Yr	4th Yr	>=5th Yr		Type	%	Thld(D)
DEBT	Medium Duration Fund	Kotak Medium Term Fund	01-Apr-2026 to 30-Jun-2026	Lump sum	1 to MAX	FIXED	0	0.6	0.6	0.6	0.35	0.35	NO			
				Systematic	1 to MAX	FIXED	0	0.6	0.6	0.6	0.35	0.35	NO			
DEBT	Short Duration Fund	Kotak Bond Short Term Fund		Lump sum	1 to MAX	FIXED	0	0.58	0.58	0.58	0.58	0.58	NO			
				Systematic	1 to MAX	FIXED	0	0.58	0.58	0.58	0.58	0.58	NO			
DEBT	Credit Risk Fund	Kotak Credit Risk Fund		Lump sum	1 to MAX	FIXED	0	0.56	0.56	0.56	0.36	0.36	NO			
				Systematic	1 to MAX	FIXED	0	0.56	0.56	0.56	0.36	0.36	NO			
DEBT	Gilt Fund	Kotak Gilt Investments Fund		Lump sum	1 to MAX	FIXED	0	0.5	0.5	0.5	0.35	0.35	NO			
				Systematic	1 to MAX	FIXED	0	0.5	0.5	0.5	0.35	0.35	NO			
DEBT	Dynamic Bond	Kotak Dynamic Bond Fund		Lump sum	1 to MAX	FIXED	0	0.48	0.48	0.48	0.48	0.48	NO			
				Systematic	1 to MAX	FIXED	0	0.48	0.48	0.48	0.48	0.48	NO			
DEBT	Medium to Long Term Duration Fund	Kotak Bond Fund		Lump sum	1 to MAX	FIXED	0	0.42	0.42	0.42	0.27	0.27	NO			
				Systematic	1 to MAX	FIXED	0	0.42	0.42	0.42	0.27	0.27	NO			
DEBT	Ultra short Duration Fund	Kotak Savings Fund		Lump sum	1 to MAX	FIXED	0	0.26	0.26	0.26	0.26	0.26	NO			
				Systematic	1 to MAX	FIXED	0	0.26	0.26	0.26	0.26	0.26	NO			
DEBT	Corporate Bond Fund	Kotak Corporate Bond Fund		Lump sum	1 to MAX	FIXED	0	0.2	0.2	0.2	0.2	0.2	NO			
				Systematic	1 to MAX	FIXED	0	0.2	0.2	0.2	0.2	0.2	NO			
DEBT	Banking and PSU Fund	Kotak Banking and PSU Debt Fund		Lump sum	1 to MAX	FIXED	0	0.19	0.19	0.19	0.19	0.19	NO			
				Systematic	1 to MAX	FIXED	0	0.19	0.19	0.19	0.19	0.19	NO			
DEBT	Debt	Kotak Long Duration Fund		Lump sum	1 to MAX	FIXED	0	0.15	0.15	0.15	0.15	0.15	NO			
				Systematic	1 to MAX	FIXED	0	0.15	0.15	0.15	0.15	0.15	NO			
DEBT		Kotak Floating Rate Fund	Lump sum	1 to MAX	FIXED	0	0.14	0.14	0.14	0.14	0.14	NO				
			Systematic	1 to MAX	FIXED	0	0.14	0.14	0.14	0.14	0.14	NO				
DEBT	Money Market scheme	Kotak Money Market Scheme	Lump sum	1 to MAX	FIXED	0	0.13	0.13	0.13	0.13	0.13	NO				
			Systematic	1 to MAX	FIXED	0	0.13	0.13	0.13	0.13	0.13	NO				
DEBT	Debt	KOTAK NIFTY SDL PLUS AAA PSU BOND JUL 2028 60:40	Lump sum	1 to MAX	FIXED	0	0.12	0.12	0.12	0.12	0.12	NO				
			Systematic	1 to MAX	FIXED	0	0.12	0.12	0.12	0.12	0.12	NO				
DEBT	Overnight Fund	Kotak Overnight Fund	Lump sum	1 to MAX	FIXED	0	0.06	0.06	0.06	0.06	0.06	NO				
			Systematic	1 to MAX	FIXED	0	0.06	0.06	0.06	0.06	0.06	NO				
DEBT	Debt	Kotak Nifty SDL Apr 2027 Top 12 Equal Weight Index	Lump sum	1 to MAX	FIXED	0	0.05	0.05	0.05	0.05	0.05	NO				
			Systematic	1 to MAX	FIXED	0	0.05	0.05	0.05	0.05	0.05	NO				
DEBT		Kotak Nifty SDL Apr 2032 Top 12 Equal Weight Index	Lump sum	1 to MAX	FIXED	0	0.05	0.05	0.05	0.05	0.05	NO				
			Systematic	1 to MAX	FIXED	0	0.05	0.05	0.05	0.05	0.05	NO				

Perc- Percentage

Prop- Proportionate

NC- No Clawback

Thld(D)- Threshold Period(In Days)

Brokerage Structure



Distributor : ARN-124591/AU SMALL FINANCE BANK LIMITED

for the Investment Period : 01-Apr-2026 to 30-Jun-2026

Class	SEBI Scheme categorization	Scheme	Investment Period	Transaction Nature	Investment Amount	Rate Type	Trailer Fee						All Assets	B30 Inc Trailer Fee Clawback			
							B30 Inc	1st Yr	2nd Yr	3rd Yr	4th Yr	>=5th Yr		Type	%	Thld(D)	
DEBT	Liquid Fund	Kotak Liquid Fund	01-Apr-2026 to 30-Jun-2026	Lump sum	1 to MAX	FIXED	0	0.05	0.05	0.05	0.05	0.05	NO				
				Systematic	1 to MAX	FIXED	0	0.05	0.05	0.05	0.05	0.05	0.05	NO			
FOF	FOF	Kotak Global Innovation Overseas Equity Omni FOF Erstwhile Kotak Global Innovation Fund of Fund		Lump sum	1 to MAX	FIXED	0	0.75	0.75	0.75	0.65	0.65	NO				
				Systematic	1 to MAX	FIXED	0	0.75	0.75	0.75	0.65	0.65	0.65	NO			
FOF	Fund of Fund	Kotak Multi Asset Omni FOF Erstwhile Kotak Multi Asset Allocator Fund of Fund - Dynamic		Lump sum	1 to MAX	FIXED	0	0.72	0.72	0.72	0.72	0.72	NO				
				Systematic	1 to MAX	FIXED	0	0.72	0.72	0.72	0.72	0.72	0.72	NO			
FOF	FOF	Kotak International REIT Overseas Equity Omni FOF Erstwhile Kotak International REIT FOF		Lump sum	1 to MAX	FIXED	0	0.72	0.72	0.72	0.47	0.47	NO				
				Systematic	1 to MAX	FIXED	0	0.72	0.72	0.72	0.47	0.47	0.47	NO			
FOF	Fund of Fund	Kotak Multi Asset Active FOF		08-Apr-2026 to 22-Apr-2026	Lump sum	1 to MAX	FIXED	0	0.62	0.62	0.62	0.62	0.62	NO			
				Systematic	1 to MAX	FIXED	0	0.62	0.62	0.62	0.62	0.62	0.62	NO			
FOF	FOF	Kotak Quality Overseas Equity Omni FOF	01-Apr-2026 to 30-Jun-2026	Lump sum	1 to MAX	FIXED	0	0.61	0.61	0.61	0.61	0.61	NO				
				Systematic	1 to MAX	FIXED	0	0.61	0.61	0.61	0.61	0.61	0.61	NO			
FOF	FOF	Kotak Silver ETF Fund of Fund		Lump sum	1 to MAX	FIXED	0	0.36	0.36	0.36	0.36	0.36	NO				
				Systematic	1 to MAX	FIXED	0	0.36	0.36	0.36	0.36	0.36	0.36	NO			
FOF	Fund of Fund	Kotak Gold Fund		Lump sum	1 to MAX	FIXED	0	0.27	0.27	0.27	0.27	0.27	NO				
				Systematic	1 to MAX	FIXED	0	0.27	0.27	0.27	0.27	0.27	0.27	NO			
FOF	FOF	Kotak US Specific Equity Passive FOF Erstwhile Kotak NASDAQ 100 Fund of Fund		Lump sum	1 to MAX	FIXED	0	0.26	0.26	0.26	0.26	0.26	NO				
				Systematic	1 to MAX	FIXED	0	0.26	0.26	0.26	0.26	0.26	0.26	NO			
FOF	Fund of Fund	Kotak Gold Silver Passive FOF		Lump sum	1 to MAX	FIXED	0	0.24	0.24	0.24	0.24	0.24	NO				
				Systematic	1 to MAX	FIXED	0	0.24	0.24	0.24	0.24	0.24	0.24	NO			
FOF	Fund of Fund	Kotak Multi Factor Passive FOF	Lump sum	1 to MAX	FIXED	0	0.22	0.22	0.22	0.22	0.22	NO					
			Systematic	1 to MAX	FIXED	0	0.22	0.22	0.22	0.22	0.22	0.22	NO				
FOF	Fund of Fund	Kotak Global Emerging Market Overseas Equity Omni FOF Erstwhile Kotak Global Emerging Fund	Lump sum	1 to MAX	FIXED	0	0.19	0.19	0.19	0.19	0.19	NO					
			Systematic	1 to MAX	FIXED	0	0.19	0.19	0.19	0.19	0.19	0.19	NO				
FOF	Debt	Kotak Income Plus Arbitrage Omni FOF Erstwhile Kotak Income Plus Arbitrage FOF	Lump sum	1 to MAX	FIXED	0	0.16	0.16	0.16	0.16	0.16	NO					
			Systematic	1 to MAX	FIXED	0	0.16	0.16	0.16	0.16	0.16	0.16	NO				



MUTUAL FUND DISTRIBUTOR COMMISSION STRUCTURE

RATES APPLICABLE FOR PURCHASE, SWITCH IN AND SIP-STP INVESTMENTS

VALIDITY PERIOD : 01.04.2026 TO 30.06.2026

CATEGORY GOLD

SCHEME NAME	CATEGORY	TRAIL APM (%)											
		1ST YEAR			2ND YEAR			3RD YEAR			4TH YEAR ONWARDS		
		INCLUDING GST	EXCLUDING GST #	GST	INCLUDING GST	EXCLUDING GST #	GST	INCLUDING GST	EXCLUDING GST #	GST	INCLUDING GST	EXCLUDING GST #	GST
EQUITY FUNDS													
LIC MF FLEXI CAP FUND	FLEXI CAP FUND	0.80	0.68	0.12	0.80	0.68	0.12	0.80	0.68	0.12	0.70	0.59	0.11
LIC MF LARGE CAP FUND	LARGE CAP FUND	0.80	0.68	0.12	0.80	0.68	0.12	0.80	0.68	0.12	0.70	0.59	0.11
LIC MF LARGE & MIDCAP FUND	LARGE & MIDCAP FUND	0.80	0.68	0.12	0.80	0.68	0.12	0.80	0.68	0.12	0.70	0.59	0.11
LIC MF CHILDRENS FUND	CHILDREN'S FUND	0.80	0.68	0.12	0.80	0.68	0.12	0.80	0.68	0.12	0.70	0.59	0.11
LIC MF MULTI CAP FUND	MULTICAP FUND	0.80	0.68	0.12	0.80	0.68	0.12	0.80	0.68	0.12	0.70	0.59	0.11
LIC MF MID CAP FUND	MIDCAP FUND	0.80	0.68	0.12	0.80	0.68	0.12	0.80	0.68	0.12	0.70	0.59	0.11
LIC MF SMALL CAP FUND	SMALL CAP FUND	0.80	0.68	0.12	0.80	0.68	0.12	0.80	0.68	0.12	0.70	0.59	0.11
LIC MF DIVIDEND YIELD FUND	EQUITY DIVIDEND YIELD	0.80	0.68	0.12	0.80	0.68	0.12	0.80	0.68	0.12	0.70	0.59	0.11
LIC MF FOCUSED FUND	EQUITY FOCUSED FUND	0.80	0.68	0.12	0.80	0.68	0.12	0.80	0.68	0.12	0.70	0.59	0.11
LIC MF VALUE FUND	EQUITY VALUE FUND	0.80	0.68	0.12	0.80	0.68	0.12	0.80	0.68	0.12	0.70	0.59	0.11
EQUITY FUNDS - THEMATIC													
LIC MF MANUFACTURING FUND	SECTORAL/THEMATIC FUND	0.80	0.68	0.12	0.80	0.68	0.12	0.80	0.68	0.12	0.70	0.59	0.11
LIC MF BANKING & FINANCIAL SERVICES FUND	SECTORAL/THEMATIC FUND	0.80	0.68	0.12	0.80	0.68	0.12	0.80	0.68	0.12	0.70	0.59	0.11
LIC MF INFRASTRUCTURE FUND	SECTORAL/THEMATIC FUND	0.80	0.68	0.12	0.80	0.68	0.12	0.80	0.68	0.12	0.70	0.59	0.11
LIC MF HEALTHCARE FUND	SECTORAL/THEMATIC FUND	0.80	0.68	0.12	0.80	0.68	0.12	0.80	0.68	0.12	0.70	0.59	0.11
LIC MF CONSUMPTION FUND	SECTORAL/THEMATIC FUND	0.80	0.68	0.12	0.80	0.68	0.12	0.80	0.68	0.12	0.70	0.59	0.11
LIC MF TECHNOLOGY FUND	SECTORAL/THEMATIC FUND	0.80	0.68	0.12	0.80	0.68	0.12	0.80	0.68	0.12	0.70	0.59	0.11
HYBRID FUNDS													
LIC MF MULTI ASSET ALLOCATION FUND	AGGRESSIVE HYBRID FUND	0.80	0.68	0.12	0.80	0.68	0.12	0.80	0.68	0.12	0.70	0.59	0.11
LIC MF CONSERVATIVE HYBRID FUND	CONSERVATIVE HYBRID FUND	0.80	0.68	0.12	0.80	0.68	0.12	0.80	0.68	0.12	0.60	0.51	0.09
LIC MF AGGRESSIVE HYBRID FUND	AGGRESSIVE HYBRID FUND	0.80	0.68	0.12	0.80	0.68	0.12	0.80	0.68	0.12	0.70	0.59	0.11
LIC MF EQUITY SAVINGS FUND	EQUITY SAVINGS FUND	0.80	0.68	0.12	0.80	0.68	0.12	0.80	0.68	0.12	0.70	0.59	0.11
LIC MF ARBITRAGE FUND	ARBITRAGE FUND	0.25	0.21	0.04	0.25	0.21	0.04	0.25	0.21	0.04	0.15	0.13	0.02
LIC MF BALANCED ADVANTAGE FUND	DYNAMIC ASSET ALLOCATION	0.80	0.68	0.12	0.80	0.68	0.12	0.80	0.68	0.12	0.70	0.59	0.11
TAX SAVER FUNDS													
LIC MF UNIT LINKED INSURANCE SCHEME *	ELSS	0.80	0.68	0.12	0.80	0.68	0.12	0.80	0.68	0.12	0.70	0.59	0.11
LIC MF ELSS TAX SAVER	ELSS	0.80	0.68	0.12	0.80	0.68	0.12	0.80	0.68	0.12	0.70	0.59	0.11
INDEX FUNDS AND FOF													
LIC MF NIFTY 50 INDEX FUND	INDEX FUND	0.25	0.21	0.04	0.25	0.21	0.04	0.25	0.21	0.04	0.15	0.13	0.02
LIC MF BSE SENSEX INDEX FUND	INDEX FUND	0.25	0.21	0.04	0.25	0.21	0.04	0.25	0.21	0.04	0.15	0.13	0.02
LIC MF NIFTY NEXT 50 INDEX FUND	INDEX FUND	0.20	0.17	0.03	0.20	0.17	0.03	0.20	0.17	0.03	0.10	0.08	0.02
LIC MF GOLD ETF FUND OF FUND	GOLD FUND	0.10	0.08	0.02	0.10	0.08	0.02	0.10	0.08	0.02	0.05	0.04	0.01
DEBT FUNDS													
LIC MF MEDIUM TO LONG DURATION FUND	MEDIUM TO LONG DURATION FUND	0.10	0.08	0.02	0.10	0.08	0.02	0.10	0.08	0.02	0.05	0.04	0.01
LIC MF MONEY MARKET FUND	MONEY MARKET FUND	0.10	0.08	0.02	0.10	0.08	0.02	0.10	0.08	0.02	0.05	0.04	0.01
LIC MF BANKING & PSU FUND	BANKING & PSU DEBT FUND	0.20	0.17	0.03	0.20	0.17	0.03	0.20	0.17	0.03	0.10	0.08	0.02
LIC MF GILT FUND	GILT FUND	0.40	0.34	0.06	0.40	0.34	0.06	0.40	0.34	0.06	0.25	0.21	0.04
LIC MF LOW DURATION FUND \$	LOW DURATION FUND	0.15	0.13	0.02	0.15	0.13	0.02	0.15	0.13	0.02	0.08	0.07	0.01
LIC MF SHORT DURATION FUND	SHORT DURATION FUND	0.50	0.42	0.08	0.50	0.42	0.08	0.50	0.42	0.08	0.40	0.34	0.06
LIC MF OVERNIGHT FUND	OVERNIGHT FUND	0.02	0.02	0.00	0.02	0.02	0.00	0.02	0.02	0.00	0.02	0.02	0.00
LIC MF ULTRA SHORT DURATION FUND	ULTRA SHORT DURATION FUND	0.40	0.34	0.06	0.40	0.34	0.06	0.40	0.34	0.06	0.10	0.08	0.02
LIC MF LIQUID FUND	LIQUID FUND	0.05	0.04	0.01	0.05	0.04	0.01	0.05	0.04	0.01	0.02	0.02	0.00

SEE OVERLEAF FOR TERMS & CONDITIONS & EXIT LOAD

TERMS AND CONDITIONS

The above Brokerage Structure is valid only for the period from **01.04.2026 to 30.06.2026**. LIC Mutual Fund Asset Management Limited reserves the right to change the same without any prior notice.

Excluding GST rate will be considered for brokerage payout.

GST will be payable over & above only to Mutual Fund Distributors (MFDs) who are registered under GST.

Payment of GST will be made only upon submission of a valid tax invoice by the MFD, in accordance with the timelines prescribed by the RTA/AMC.

The invoice submitted must comply with applicable GST regulations and documentation requirements.

The RTA/AMC will periodically reconcile the GST paid based on invoices submitted by the MFDs with the corresponding entries reflected in GSTR-2B.

GST invoices are to be submitted latest by 15th of the month. Invoice can be uploaded using the online provision made available on the RTA website (<https://dss.kfintech.com/dssweb/Dashboard>) or by submitting the invoices to front offices of RTAs. MFDs should ensure that the invoice and GST amounts as per invoice matches with those of RTA records.

In case of any shortfall or mismatch between the invoice details against the GST already paid by the AMC, the difference amount will be recovered from the distributor's applicable brokerage in subsequent months.

\$ LIC MF Low Duration Fund : Rate is applicable for the new as well as existing assets.

LICMF AMC reserves the right to change / modify / discontinue / withhold the rates & slabs mentioned at its sole discretion without any prior intimation or in case of regulatory changes / changes in industry practices in respect of brokerage. LICMF AMC Ltd, its employees or trustees shall not be responsible for any loss incurred by anyone due to change, errors or omissions in the brokerage structure. The brokerage structure is applicable for types of transactions i.e., Lumpsum, SIP/STP and switch-in transactions & brokerage will be payable only to distributors empanelled with us & for applications logged under their respective ARN.

This brokerage structure is subject to EUIN regulations/guidelines as specified by SEBI/AMFI and / or adopted by the Mutual Fund industry from time to time.

Any claims, disputes or difference arising under or in connection with this arrangement or anything done or omitted to be done pursuant here to shall be subject to the exclusive jurisdiction of the Civil Courts in Mumbai.

In the event of any excess payment of brokerage to the distributors, LICMF AMC Ltd shall reserve the right to deduct & appropriate the excess amount from any amounts subsequently payable to the distributor. In such event, no subsequent amount is payable by LICMF AMC Ltd to the distributor till the time the excess gets adjusted, distributor shall refund the excess amount (Unadjusted) if any to LICMFAMC Ltd within 30 days of demand.

The distributors/ARNs are requested to update their bank account details with our RTA M/S Kfin. The threshold limit for payment of brokerage through NEFT/RTGS is Rs.250/- . If the brokerage payable is less than threshold limit, the same will be kept on hold & will be released once the cumulative brokerage reaches the threshold limit.

The commission structure may be modified/changed during this period based on compliance with SEBI/ AMFI requirements & any changes in the regulation with respect to TER/ Fund Expenses. Any excess commission paid in excess of DTER/ Available TER will be recovered against the commission payable to distributor or as a refund by the way of direct payment to AMC from the distributor.

In accordance with the clause 4(D) of SEBI Circular No. SEBI/IMD/Cir No. 4/168230/09 Dated June 30, 2009, The distributors should disclose all the commissions (In the form of trail commission or any other mode) payable to them for the different competing schemes of various mutual funds from amongst which the scheme is being recommended to the investor.

Pursuant to SEBI circular no. HO/(83)2025-IMD-POD-1/152/2025 dated Nov 27, 2025, and HO/(83)2025-IMD-POD-1/1/2027/2026 dated Jan 07, 2026 on "Additional Incentives to distributors for onboarding new individual investors from B-30 cities and women investors" the said provisions shall be implemented w.e.f. 1st March 2026.

- * Applicable only for the investments under Regular Plan
- * Applicable only to the Individual Investors (having "P" PAN including Sole Proprietorship, excluding MINOR investments)
- > New INDIVIDUAL Investors – Only from B-30 locations
- > New WOMEN INDIVIDUAL investors – from both T30 and B30
- * Non-individual PANs including HUF will be excluded from the list of PANs.
- * Additional commission shall be mandatory for all schemes of a mutual fund, except the following schemes: Exchange Traded Funds (ETFs); Fund of Funds (domestic) with more than 80% of Assets Under Management (AUM) invested in domestic funds; Schemes having duration requirement of less than one year: a) Overnight Fund; b) Liquid Fund; c) Ultra Short Duration Fund; and d) Low Duration Fund.

Investment Mode	Commission Structure
Lump Sum Investment	1% of the amt. of the first application subject to a maximum of ₹2,000, provided the investor remains invested for a minimum period of 1 year
Systematic Investment Plan (SIP)	1% of the total investment made during the first year, subject to a maximum of ₹2,000.

LIC Mutual Fund communicates all distributor commission structures only through brokerage@licmf.com. LIC Mutual Fund shall not take liability for any commission structure communicated through any other email ID or through any other medium, unless such communication has been confirmed by brokerage@licmf.com.

* LIC MF Unit Linked Insurance Scheme (LICMF ULIS) - Suspension of fresh subscription, LIC MF Addendum No. 16 Of 2022-2023 Dated 30-06-2022. Point No (1) LICMF ULIS with effect from July 01, 2022. No new subscriptions (Lumpsum Or SIP) from prospective investors. No additional purchase from the existing investors shall be accepted. Point No (2) Installments under the existing registered SIP/Regular contribution & renewal contributions for the target amount chosen by investors existing as on June 30, 2022, shall continue to be processed as per the agreed terms of the plan/Scheme.

As per the Know Your Distributor (KYD) norms introduced by AMFI, brokerage / commission will be paid only to such distributors who are KYD compliant Payment of brokerage /commission will be withheld if any distributor does not comply with the KYD requirement and the same will be released only after the distributor complies with the KYD requirement.

EXIT LOAD :	
LIC MF Flexi Cap Fund	
LIC MF Large Cap Fund	• 12% of the units allotted shall be redeeemor switched out without any exit load, on or before completion of 3 months from the date of allotment of units
LIC MF Large & Midcap Fund	• 1% on remaining units if redeemed or switched out on or before completion of 3 months from the date of allotment of units.
LIC MF Aggressive Hybrid Fund	
LIC MF Balanced Advantage Fund	• Nil, if redeemed or switched out after completion of 3 months from the date of allotment of units.
LIC MF Multicap Fund	
LIC MF Focused Fund	
LIC MF Gold ETF Fund Of Fund	
LIC MF Small Cap Fund	• Nil, if units of the Scheme are redeemed or switched out up to 12% of the units (the limit) within 12 months from the date of allotment.
LIC MF Healthcare Fund	• 1% of the applicable NAV, if units of the scheme are redeemed or switched out in excess of the limit within 12 months from the date of allotment.
LIC MF Equity Savings Fund	
LIC MF Dividend Yield Fund	• Nil, if units of scheme are redeeemor switched out after 12 months from the date of allotment.
LIC MF Value Fund	
LIC MF Mid Cap Fund	
LIC MF Banking & Financial Services Fund	
LIC MF Infrastructure Fund	
LIC MF Conservative Hybrid Fund	• 12% of the units allotted shall be redeemed or switched out without any exit load, on or before completion of 90 days from the date of allotment of units.
LIC MF Manufacturing Fund	• 1% on remaining units if redeeemor switched out on or before completion of 90 days from the date of allotment of units.
LIC MF Multi Asset Allocation Fund	
LIC MF Consumption Fund	• Nil, if redeemed or switched out after completion of 90 days from the date of allotment of units.
LICMF Technology Fund	
LIC MF Index Fund - Sensex Plan	• 0.25% if redeemed or switch out on or before completion of 7 Days from the date of allotment of units
LIC MF Index Fund - Nifty Plan	• Nil after 7 days
LIC MF Children's Gift Fund	
LIC MF Unit Linked Insurance Scheme	
LIC MF ELSS	
LIC MF Low Duration Fund	
LIC MF Banking & PSU Debt Fund	Nil
LIC MF Short Duration Fund	
LIC MF Overnight Fund	
LIC MF Money Market Fund	
LIC MF Ultra Short Term Fund	
LIC MF Nifty Next 50 Index Fund	
LIC MF Arbitrage Fund	For redemption/switch out of units on or before 1 month from the date of allotment: 0.25% of applicable NAV. For redemption/switch out of units after 1 month from the date of allotment: Nil
LIC MF Medium to Long Duration Fund	0.25% For Exit Within 15 Days; Nil For Exit After 15 Days.
LIC MF Gilt Fund	0.25% If Exit Within 30 Days.
LIC MF Liquid Fund	0.0070% For Day 1 Exit, 0.0065% For Day 2 Exit, 0.0060% For Day 3 Exit, 0.0055% For Day 4 Exit, 0.0050% For Day 5 Exit, 0.0045% For Day 6, Nil From Day 7 Onwards.

LIC Mutual Fund Asset Management Ltd.

Investment Managers to LIC Mutual Fund

Industrial Assurance Building, 4th Floor, Opp. Churchgate Station, Mumbai - 400 020.

To know more, please visit www.licmf.com

Call us at - Office - 022-66016000, Toll free number - 1800-258-5678

MUTUAL FUND INVESTMENTS ARE SUBJECT TO MARKET RISKS, READ ALL SCHEME RELATED DOCUMENTS CAREFULLY.

Mahindra Manulife Investment Management Pvt. Ltd
Ongoing Brokerage Structure for period 1st April 2026 Onwards

Scheme Name	Category	Trail Brokerage (Day 1 Onwards) (%)		
		Brokerage (Excluding GST)	GST*	Total

EQUITY				
Mahindra Manulife ELSS Tax Saver Fund	ELSS (Tax Saver)	1.06	0.19	1.25
Mahindra Manulife Large Cap Fund	Large-Cap	0.97	0.17	1.14
Mahindra Manulife Mid Cap Fund	Mid-Cap	0.93	0.17	1.10
Mahindra Manulife Small Cap Fund	Small Cap	0.93	0.17	1.10
Mahindra Manulife Large & Mid Cap Fund	Large & Mid Cap	0.93	0.17	1.10
Mahindra Manulife Multi Cap Fund	Multi-Cap	0.89	0.16	1.05
Mahindra Manulife Flexi Cap Fund	Flexi Cap	1.06	0.19	1.25
Mahindra Manulife Focused Fund	Focused	0.97	0.17	1.14
Mahindra Manulife Business Cycle Fund	Thematic	1.06	0.19	1.25
Mahindra Manulife Manufacturing Fund	Thematic	1.06	0.19	1.25
Mahindra Manulife Consumption Fund	Thematic / Sectoral	1.06	0.19	1.25
Mahindra Manulife Value Fund	Value Fund	1.10	0.20	1.30
Mahindra Manulife Banking And Financial Services Fund	Sectoral Fund	1.18	0.21	1.39
Mahindra Manulife Innovation Opportunities Fund	Thematic	1.18	0.21	1.39

HYBRID				
Mahindra Manulife Equity Savings Fund	Equity Savings	1.10	0.20	1.30
Mahindra Manulife Balanced Advantage Fund	Balanced Advantage	1.06	0.19	1.25
Mahindra Manulife Aggressive Hybrid Fund	Aggressive Hybrid	0.97	0.17	1.14
Mahindra Manulife Multi Asset Allocation Fund	Hybrid	0.93	0.17	1.10
Mahindra Manulife Arbitrage Fund	Arbitrage	0.50	0.09	0.59

FUND OF FUNDS				
Mahindra Manulife Asia Pacific REITs FOF	Fund of Funds	0.50	0.09	0.59
Mahindra Manulife Income Plus Arbitrage Active FOF	FOF Domestic	0.34	0.06	0.40

DEBT				
Mahindra Manulife Dynamic Bond Fund	Dynamic Bond	0.76	0.14	0.90
Mahindra Manulife Liquid Fund	Liquid	0.04	0.01	0.05
Mahindra Manulife Overnight Fund	Debt	0.04	0.01	0.05
Mahindra Manulife Ultra Short Duration Fund	Debt	0.30	0.05	0.35
Mahindra Manulife Low Duration Fund	Low Duration	0.55	0.10	0.65
Mahindra Manulife Short Duration Fund	Short Duration	0.63	0.11	0.74

Terms & Conditions

- The Distributor is eligible for brokerage on the amounts mobilized by him at the rate(s) prescribed by AMC. The rate(s) are subject to revision, from time to time, at the discretion of the AMC and the Distributor shall be bound by such changes. The brokerage payable shall be inclusive of all charges and expenses incurred by the Distributor in connection with the services but exclusive of GST (if applicable).
***The GST payable on the brokerage shall be paid to the Registered (GST) Distributor subject to the following conditions:**
 - The valid GSTIN is available and compliant.
 - Submission of valid tax invoice & GST return filing as per applicable Laws.
 - The said tax invoice submitted will be reconciled with Distributor's GSTR 2B. The Distributor acknowledges that any excess GST paid, where such GST is not reflected in the Distributor's GSTR 2B, shall be subject to claw-back.**Note: It is being clarified that, for unregistered Distributors, no GST shall be payable on the brokerage. Accordingly, the clawback requirement shall not be applicable to such unregistered distributors.**
- Brokerage will be payable only to distributors empanelled with us and for applications logged under their respective ARN.
- The above mentioned brokerage structure is subject to applicable provisions of SEBI/AMFI Circulars/communication/GST from other regulatory authorities, as amended from time to time.
- Above data / information / brokerage structure is subject to amendments pursuant to any load structure / expense ratio changes. It is being clarified that in case of changes / amendments in the applicable total expense ratio of the scheme as a result of any reasons, the above referred brokerage structure may also amend.
- In accordance with the clause 11.5.6. of the SEBI Master Circular ref. no. **HO/24/13/11(1)2026-IMD-POD-1/1/7602/2026** dated **March 20, 2026**, the distributors should disclose all the commissions (in the form of trail commission or any other mode) payable to them for the different competing schemes of various mutual funds from amongst which the scheme is being recommended to the investor. Distributors are advised to ensure compliance of the same.
- As per clause 11.6 of the SEBI Master Circular ref. no. **HO/24/13/11(1)2026-IMD-POD-1/1/7602/2026** dated **March 20, 2026**, the Distributor shall be eligible for Additional commission for onboarding new individual investors from B-30 cities and women investors, as per the following eligibility criteria:
 - New individual investors (new PAN) from B-30 cities, at the mutual fund industry level
 - New women individual investors (new PAN) from both Top 30 and B-30 cities.*** Please refer the abovementioned clause of the SEBI's Master Circular dated March 20, 2026 for more details including the applicable incentive structure for onboarding new individual investors from B-30 Cities and Women investors.**
- Mutual Fund investments are subject to market risks. Read all scheme related documents carefully.



**Brokerage Structure for Schemes under Regular Plan of Mirae Asset Mutual Fund for AU SMALL FINANCE BANK LIMITED(ARN-124591)
Period : 01-Apr-2026 TO 30-Jun-2026**

(For Load Structure please refer to the latest SID/SAI on our website www.miraeassetmf.co.in)

Asset Class	Scheme name	SIP Trail Fees	Non-SIP Trail Fees (Per Annum) Paid on Average Per Month			
			1st year	2nd year	3rd year	4th year & Onwards
Debt	Mirae Asset Banking and PSU Fund	00.34 %	00.34 %	00.34 %	00.34 %	00.34 %
Debt	Mirae Asset Corporate Bond Fund	00.34 %	00.34 %	00.34 %	00.34 %	00.34 %
Debt	Mirae Asset CRISIL IBX Gilt Index – April 2033 Index Fund	00.21 %	00.21 %	00.21 %	00.21 %	00.21 %
Debt	Mirae Asset CRISIL-IBX Financial Services 9-12 Months Debt Index Fund	00.17 %	00.17 %	00.17 %	00.17 %	00.17 %
Debt	Mirae Asset Dynamic Bond Fund	00.59 %	00.59 %	00.59 %	00.59 %	00.59 %
Debt	Mirae Asset Liquid Fund	00.08 %	00.08 %	00.08 %	00.08 %	00.08 %
Debt	Mirae Asset Long Duration Fund	00.47 %	00.47 %	00.47 %	00.47 %	00.47 %
Debt	Mirae Asset Low Duration Fund	00.51 %	00.51 %	00.51 %	00.51 %	00.51 %
Debt	Mirae Asset Money Market Fund	00.25 %	00.25 %	00.25 %	00.25 %	00.25 %
Debt	Mirae Asset Nifty AAA PSU Bond Plus SDL Apr 2026 50:50 Index Fund	00.13 %	00.13 %	00.13 %	00.13 %	00.13 %
Debt	Mirae Asset Nifty SDL Jun 2027 Index Fund	00.13 %	00.13 %	00.13 %	00.13 %	00.13 %
Debt	Mirae Asset Nifty SDL June 2028 Index Fund	00.25 %	00.25 %	00.25 %	00.25 %	00.25 %
Debt	Mirae Asset Overnight Fund	00.08 %	00.08 %	00.08 %	00.08 %	00.08 %
Debt	Mirae Asset Short Duration Fund	00.64 %	00.64 %	00.64 %	00.64 %	00.64 %
Debt	Mirae Asset Ultra Short Duration Fund	00.13 %	00.13 %	00.13 %	00.13 %	00.13 %
Equity	Mirae Asset Banking and Financial Services Fund	00.89 %	00.89 %	00.89 %	00.89 %	00.89 %
Equity	Mirae Asset ELSS Tax Saver Fund	00.68 %	00.68 %	00.68 %	00.68 %	00.68 %
Equity	Mirae Asset Flexi Cap Fund	00.97 %	00.97 %	00.97 %	00.97 %	00.93 %
Equity	Mirae Asset Focused Fund	00.76 %	00.76 %	00.76 %	00.76 %	00.76 %
Equity	Mirae Asset Great Consumer Fund	00.93 %	00.93 %	00.93 %	00.93 %	00.93 %
Equity	Mirae Asset Healthcare Fund	00.93 %	00.93 %	00.93 %	00.93 %	00.93 %
Equity	Mirae Asset Infrastructure Fund	01.23 %	01.23 %	01.23 %	01.23 %	01.14 %
Equity	Mirae Asset Large & Midcap Fund	00.64 %	00.64 %	00.64 %	00.64 %	00.64 %
Equity	Mirae Asset Large Cap Fund	00.64 %	00.64 %	00.64 %	00.64 %	00.64 %
Equity	Mirae Asset Midcap fund	00.76 %	00.76 %	00.76 %	00.76 %	00.76 %
Equity	Mirae Asset Multicap Fund	00.97 %	00.97 %	00.97 %	00.97 %	00.85 %
Equity	Mirae Asset Nifty 50 Index Fund	00.42 %	00.42 %	00.42 %	00.42 %	00.42 %
Equity	Mirae Asset Nifty LargeMidcap 250 Index Fund	00.42 %	00.42 %	00.42 %	00.42 %	00.42 %
Equity	Mirae Asset Nifty Total Market Index Fund	00.42 %	00.42 %	00.42 %	00.42 %	00.42 %
Equity	MIRAE ASSET SMALL CAP FUND	01.06 %	01.06 %	01.06 %	01.06 %	00.93 %
Equity FOF	Mirae Asset BSE 200 Equal Weight ETF Fund of Fund	00.42 %	00.42 %	00.42 %	00.42 %	00.42 %
Equity FOF	Mirae Asset BSE India Defence ETF FOF	00.42 %	00.42 %	00.42 %	00.42 %	00.42 %
Equity FOF	Mirae Asset BSE Select IPO ETF Fund of Fund	00.42 %	00.42 %	00.42 %	00.42 %	00.42 %
Equity FOF	Mirae Asset Equity Allocator Fund of Fund	00.04 %	00.04 %	00.04 %	00.04 %	00.04 %
Equity FOF	Mirae Asset Global Electric & Autonomous Vehicles ETFs Fund of Fund	00.21 %	00.21 %	00.21 %	00.21 %	00.21 %

Equity FOF	Mirae Asset Global X Artificial Intelligence & Technology ETF Fund of Fund	00.08 %	00.08 %	00.08 %	00.08 %	00.08 %
Equity FOF	Mirae Asset Gold ETF Fund of Fund	00.42 %	00.42 %	00.42 %	00.42 %	00.42 %
Equity FOF	Mirae Asset Gold Silver Passive FOF	00.42 %	00.42 %	00.42 %	00.42 %	00.42 %
Equity FOF	Mirae Asset Hang Seng TECH ETF Fund of Fund	00.30 %	00.30 %	00.30 %	00.30 %	00.30 %
Equity FOF	Mirae Asset Income Plus Arbitrage Active FOF	00.17 %	00.17 %	00.17 %	00.17 %	00.17 %
Equity FOF	Mirae Asset Multi Factor Passive FOF	00.42 %	00.42 %	00.42 %	00.42 %	00.42 %
Equity FOF	Mirae Asset Nifty 100 ESG Sector Leaders Fund of Fund	00.30 %	00.30 %	00.30 %	00.30 %	00.30 %
Equity FOF	Mirae Asset Nifty India Manufacturing ETF Fund of Fund	00.30 %	00.30 %	00.30 %	00.30 %	00.30 %
Equity FOF	Mirae Asset Nifty India New Age Consumption ETF Fund of Fund	00.34 %	00.34 %	00.34 %	00.34 %	00.34 %
Equity FOF	Mirae Asset Nifty Metal ETF FOF	00.42 %	00.42 %	00.42 %	00.42 %	00.42 %
Equity FOF	Mirae Asset Nifty MidSmallcap400 Momentum Quality 100 ETF Fund of Fund	00.51 %	00.51 %	00.51 %	00.51 %	00.51 %
Equity FOF	Mirae Asset Nifty Smallcap 250 Momentum Quality 100 ETF Fund of Fund	00.51 %	00.51 %	00.51 %	00.51 %	00.51 %
Equity FOF	Mirae Asset Nifty200 Alpha 30 ETF Fund of Fund	00.51 %	00.51 %	00.51 %	00.51 %	00.51 %
Equity FOF	Mirae Asset NYSE FANG+ ETF Fund of Fund	00.30 %	00.30 %	00.30 %	00.30 %	00.30 %
Equity FOF	Mirae Asset S&P 500 Top 50 ETF Fund of Fund	00.30 %	00.30 %	00.30 %	00.30 %	00.30 %
Equity FOF	Mirae Asset Silver ETF FOF	00.42 %	00.42 %	00.42 %	00.42 %	00.42 %
Hybrid	Mirae Asset Aggressive Hybrid Fund	00.85 %	00.85 %	00.85 %	00.85 %	00.85 %
Hybrid	Mirae Asset Arbitrage Fund	00.55 %	00.55 %	00.55 %	00.55 %	00.55 %
Hybrid	Mirae Asset Balanced Advantage Fund	01.06 %	01.06 %	01.06 %	01.06 %	00.93 %
Hybrid	Mirae Asset Equity Savings Fund	00.76 %	00.76 %	00.76 %	00.76 %	00.76 %
Hybrid	Mirae Asset Multi Asset Allocation Fund	01.06 %	01.06 %	01.06 %	01.06 %	00.93 %

#

Mutual Fund Distributor Revenue Structure
Period: April 2026 – June 2026

ACTIVE FUNDS

Trail commission (in bps per annum)

Transaction Type - Lump Sum Purchases; Switch in; SIP/STP

Scheme Name	Upto 3 Years			Year 4 Onwards			Total 3 Year Payout		
	Trail	GST	Total	Trail	GST	Total	Trail	GST	Total
Motilal Oswal Large and Midcap Fund	71	13	84	71	13	84	213	39	252
Motilal Oswal Flexi Cap Fund	70	13	83	70	13	83	210	39	249
Motilal Oswal Multi Cap Fund	90	16	106	90	16	106	270	48	318
Motilal Oswal Focused Fund	90	16	106	90	16	106	270	48	318
Motilal Oswal Large Cap Fund	84	15	99	84	15	99	252	45	297
Motilal Oswal Midcap Fund	50	9	59	50	9	59	150	27	177
Motilal Oswal Small Cap Fund	80	14	94	80	14	94	240	42	282
Motilal Oswal ELSS Tax Saver Fund	86	15	101	86	15	101	258	45	303
Motilal Oswal Financial Services Fund	130	23	153	130	23	153	390	69	459
Motilal Oswal Innovation Opportunities Fund	125	23	148	125	23	148	375	69	444
Motilal Oswal Manufacturing Fund	120	22	142	120	22	142	360	66	426
Motilal Oswal Digital India Fund	120	22	142	120	22	142	360	66	426
Motilal Oswal Balanced Advantage Fund	116	21	137	116	21	137	348	63	411
Motilal Oswal Infrastructure Fund	115	21	136	115	21	136	345	63	408
Motilal Oswal Services Fund	115	21	136	115	21	136	345	63	408
Motilal Oswal Consumption Fund	95	17	112	95	17	112	285	51	336
Motilal Oswal Business Cycle Fund	94	17	111	94	17	111	282	51	333
Motilal Oswal Quant Fund	10	2	12	10	2	12	30	6	36
Motilal Oswal Active Momentum Fund	10	2	12	10	2	12	30	6	36
Motilal Oswal Special Opportunities Fund	10	2	12	10	2	12	30	6	36
Motilal Oswal Ultra Short Term Fund	80	14	94	80	14	94	240	42	282
Motilal Oswal Liquid Fund	15	3	18	15	3	18	45	9	54

ARBITRAGE FUND

Transaction Type - Lump Sum Purchases; Switch in; SIP/STP

Scheme Name	Till December 31, 2026			January 1, 2027 Onwards		
	Trail	GST	Total	Trail	GST	Total
Motilal Oswal Arbitrage Fund	90	16	106	50	9	59

Note – Effective January 1, 2027, all the assets in the Arbitrage Fund till December 31, 2026 will be repriced to 50 bps + GST.

PASSIVE FUNDS

Trail commission (in bps per annum)

Transaction Type - Lump Sum Purchases; Switch in; SIP/STP

Scheme Name	Upto 3 Years			Year 4 Onwards			Total 3 Year Payout		
	Trail	GST	Total	Trail	GST	Total	Trail	GST	Total
Motilal Oswal Nifty Bank Index Fund	74	13	87	74	13	87	222	39	261
Motilal Oswal Nifty Midcap 150 Index Fund	73	13	86	73	13	86	219	39	258
Motilal Oswal Nifty 500 Index Fund	70	13	83	70	13	83	210	39	249
Motilal Oswal Nifty Smallcap 250 Index Fund	65	12	77	65	12	77	195	36	231
Motilal Oswal Nifty Next 50 Index Fund	65	12	77	65	12	77	195	36	231
Motilal Oswal Nifty 200 Momentum 30 Index Fund	64	12	76	64	12	76	192	36	228
Motilal Oswal BSE Low Volatility Index Fund	60	11	71	60	11	71	180	33	213
Motilal Oswal BSE Financials ex Bank 30 Index Fund	55	10	65	55	10	65	165	30	195
Motilal Oswal BSE Enhanced Value Index Fund	55	10	65	55	10	65	165	30	195
Motilal Oswal BSE Quality Index Fund	55	10	65	55	10	65	165	30	195
Motilal Oswal Nifty 500 Momentum 50 Index Fund	55	10	65	55	10	65	165	30	195
Motilal Oswal Nifty Capital Market Index Fund	50	9	59	50	9	59	150	27	177
Motilal Oswal BSE 1000 Index Fund	50	9	59	50	9	59	150	27	177
Motilal Oswal Diversified Equity Flexicap Passive FoFs	50	9	59	50	9	59	150	27	177
Motilal Oswal Multi Factor Passive Fund of Funds	50	9	59	50	9	59	150	27	177
Motilal Oswal Nifty Microcap 250 Index Fund	45	8	53	45	8	53	135	24	159
Motilal Oswal Nifty India Defence Index Fund	45	8	53	45	8	53	135	24	159
Motilal Oswal Nifty 50 Index Fund	40	7	47	40	7	47	120	21	141
Motilal Oswal Asset Allocation Fund of Fund- Aggressive	40	7	47	40	7	47	120	21	141
Motilal Oswal Asset Allocation Fund of Fund- Conservative	40	7	47	40	7	47	120	21	141
Motilal Oswal Nifty MidSmall Financial Services Index Fund	35	6	41	35	6	41	105	18	123
Motilal Oswal Nifty MidSmall India Consumption Index Fund	35	6	41	35	6	41	105	18	123
Motilal Oswal Nifty MidSmall Healthcare Index Fund	35	6	41	35	6	41	105	18	123
Motilal Oswal Nifty MidSmall IT and Telecom Index Fund	35	6	41	35	6	41	105	18	123
Motilal Oswal Developed Market Ex US ETFs FoFs	35	6	41	35	6	41	105	18	123
Motilal Oswal Gold and Silver Passive Fund of Funds	27	5	32	27	5	32	81	15	96
Motilal Oswal S&P 500 Index Fund	20	4	24	20	4	24	60	12	72
Motilal Oswal Nasdaq 100 Fund of Fund	20	4	24	20	4	24	60	12	72
Motilal Oswal 5 Year G-Sec Fund of Fund	7	1	8	7	1	8	21	3	24

Navi Mutual Fund
Passive Funds
1st April 2026 to 30th June 2026

Scheme Name	Exit Load	Year 1 Trail	Year 2 Trail Onwards
Navi Nifty 50 Index Fund	NIL	0.20%	0.20%
Navi Nifty Next 50 Index Fund		0.75%	0.75%
Navi Nifty Bank Index Fund		0.75%	0.75%
Navi Total Stock Market US Fund of Fund		NIL	
Navi Nifty Midcap 150 Index Fund		0.65%	0.65%
Navi Nasdaq100 US Fund of Fund		0.14%	0.14%
Navi Nifty Manufacturing India Index Fund		0.50%	0.50%
Navi ELSS Tax Saver Nifty 50 Index Fund		0.70%	0.70%
Navi BSE Sensex Index Fund		0.51%	0.51%
Navi Nifty IT Index Fund		0.55%	0.55%
Navi Nifty 500 Multicap 50:25:25 Index Fund		0.55%	0.55%
Navi Nifty Smallcap250 Momentum Quality 100 Index Fund		0.55%	0.55%
Navi Nifty MidSmallcap 400 Index Fund		0.75%	0.75%

- The aforesaid commission rates are exclusive of GST and other government levies.
- NO UPFRONT Commission will be paid.
- This commission structure is valid w.e.f 1st April 2026 to 30th June 2026. Navi AMC Limited reserves the right to change the commission structure at any time without prior notice.
- Additional incentives for new B30 Investors & women investors will be paid as guidelines issued by SEBI and the commission structure is detailed below. This structure does not apply to liquid funds

Investment mode	Commission Structure
Lump Sum Investment	1% of the amount of the first application subject to a maximum of ₹2,000, provided the investor remains invested for a minimum period of one year
Systematic Investment Plan (SIP)	1% of the total investment made during the first Year, subject to a maximum of ₹2,000

- There will be full claw back of additional trail paid on B30 transactions if the investments are redeemed before completion of 1 year from the date of investment.
- The annualized (trail) commission will be computed on the daily net assets & paid monthly. If the total commission payable in a month is less than Rs. 100/-, it shall be carried forward to subsequent months till the accumulated amount reaches Rs. 100/-.
- Navi AMC Limited at its sole discretion, may change trail commissions subject to change in SEBI/AMFI regulations including regulations involving expense ratio without prior intimation or notification. Navi AMC Limited shall not be responsible for any losses incurred by anyone due to change in the commission structure. Taxes, if levied in future by the Govt. authorities will be applicable in all commission/incentive payments.
- The above-mentioned commission will be paid to only those distributors who are AMFI/NISM certified distributors and empaneled with Navi AMC Limited. All distributors shall abide by the code of conduct and rules/regulations laid down by SEBI and AMFI from time to time including disclosure of all commissions (in the form of trail commission or any other mode) payable to them for different competing Schemes of various mutual funds from amongst which the scheme is recommended to the investor. Please ensure compliance.
- Navi AMC Limited will be the final authority for payment of incentive in case of dispute arising out of the business canvased.

Mutual Fund investments are subject to market risks, read all scheme-related documents carefully.

Please read the latest SID, addendum carefully or visit www.navimutualfund.com

Navi Mutual Fund

E: mf@navi.com | T: +91 8045113444 | <https://navi.com/mutual-fund>

Registered Office/ Investment & Operations: Vaishnavi Tech Square, 7th Floor, Iballur Village, Begur, Hobli, Bengaluru, Karnataka 560102

Navi Mutual Fund

1st April 2026 to 30th June 2026

Scheme Name	Exit Load		Year 1 Trail	Year 2 Trail
				Onwards
Navi Aggressive Hybrid Fund	NIL		1.10%	1.10%
Navi Flexi Cap Fund			1.10%	1.10%
Navi Large & Mid Cap Fund			1.10%	1.10%
Navi ELSS Tax Saver Fund			1.10%	1.10%
Navi Liquid Fund	1 Day	0.01%	0.05%	0.05%
	2 Days	0.01%		
	3 Days	0.01%		
	4 Days	0.01%		
	5 Days	0.01%		
	6 Days	0.00%		
	7 Days or more	NIL		

Please note that the fund below has been merged on April 10th, 2026.

FROM	TO
Navi ELSS Tax Saver Fund	Navi ELSS Tax Saver Nifty 50 Index Fund

- The aforesaid commission rates are exclusive of GST and other government levies.
- NO UPFRONT Commission will be paid.
- This commission structure is valid w.e.f 1st April 2026 to 30th June 2026. Navi AMC Limited reserves the right to change the commission structure at any time without prior notice.
- Additional incentives for new B30 Investors & women investors will be paid as guidelines issued by SEBI and the commission structure is detailed below. This structure does not apply to liquid funds

Investment mode	Commission Structure
Lump Sum Investment	1% of the amount of the first application subject to a maximum of ₹2,000, provided the investor remains invested for a minimum period of one year
Systematic Investment Plan (SIP)	1% of the total investment made during the first Year, subject to a maximum of ₹2,000

- There will be full claw back of additional trail paid on B30 transactions if the investments are redeemed before completion of 1 year from the date of investment.
- The annualized (trail) commission will be computed on the daily net assets & paid monthly. If the total commission payable in a month is less than Rs. 100/-, it shall be carried forward to subsequent months till the accumulated amount reaches Rs. 100/-.
- Navi AMC Limited at its sole discretion, may change trail commissions subject to change in SEBI/AMFI regulations including regulations involving expense ratio without prior intimation or notification. Navi AMC Limited shall not be responsible for any losses incurred by anyone due to change in the commission structure. Taxes, if levied in future by the Govt. authorities will be applicable in all commission/incentive payments.
- The above-mentioned commission will be paid to only those distributors who are AMFI/NISM certified distributors and empaneled with Navi AMC Limited. All distributors shall abide by the code of conduct and rules/regulations laid down by SEBI and AMFI from time to time including disclosure of all commissions (in the form of trail commission or any other mode) payable to them for different competing Schemes of various mutual funds from amongst which the scheme is recommended to the investor. Please ensure compliance.
- Navi AMC Limited will be the final authority for payment of incentive in case of dispute arising out of the business canvased.

Mutual Fund investments are subject to market risks, read all scheme-related documents carefully.

Please read the latest SID, addendum carefully or visit www.navimutualfund.com

Navi Mutual Fund

E: mf@navi.com | T: +91 8045113444 | <https://navi.com/mutual-fund>

Registered Office/ Investment & Operations: Vaishnavi Tech Square, 7th Floor, Iballur Village, Begur, Hobli, Bengaluru, Karnataka 560102

AU SMALL FINANCE BANK LIMITED-ARN-124591			Base Commission		(*) Commission including GST -Displayed only for illustration	
Q1 Brokerage Structure for - April to June 2026		Exit Load	1st Yr. Trail	2nd Yr. Onwards Trail	1st Yr.Trail (p.a)	2nd Yr. Onwards Trail (p.a)
Arbitrage / Arbitrage Plus						
Arbitrage	Nippon India Arbitrage Fund	15 Days	0.6356%	0.6356%	0.7500%	0.7500%
FOF	Nippon India Income Plus Arbitrage Active Fund of Fund	NIL	0.1695%	0.1695%	0.2000%	0.2000%
Equity Funds						
Large Cap	Nippon India Large Cap Fund	7 Days	0.6780%	0.6780%	0.8000%	0.8000%
Large & Mid Cap	Nippon India Vision Large & Mid Cap Fund	12 Months	0.7034%	0.7034%	0.8300%	0.8300%
Multi Cap	Nippon India Multi Cap Fund	12 Months	0.6102%	0.6102%	0.7200%	0.7200%
Focused Fund - Multi Cap	Nippon India Focused Fund	12 Months	0.7203%	0.7203%	0.8500%	0.8500%
Mid Cap	Nippon India Growth Mid Cap Fund	1 Month	0.6525%	0.6525%	0.7700%	0.7700%
Small Cap	Nippon India Small Cap Fund	12 Months	0.5085%	0.5085%	0.6000%	0.6000%
Value Fund	Nippon India Value Fund	12 Months	0.6695%	0.6695%	0.7900%	0.7900%
Flexi Cap	Nippon India Flexi Cap Fund	12 Months	0.8898%	0.8898%	1.0500%	1.0500%
ELSS	Nippon India Tax Saver Fund	3 yr lock in	0.7627%	0.7627%	0.9000%	0.9000%
Sectoral	Nippon India Banking & Financial Services Fund	1 Month	0.7034%	0.7034%	0.8300%	0.8300%
Sectoral	Nippon India Pharma Fund	1 Month	0.7203%	0.7203%	0.8500%	0.8500%
Sectoral	Nippon India MNC Fund	12 Months	1.0169%	1.0169%	1.2000%	1.2000%
Thematic	Nippon India Active Momentum Fund	12 Months	0.7203%	0.7203%	0.8500%	0.8500%
Thematic	Nippon India Consumption Fund	1 Month	0.6949%	0.6949%	0.8200%	0.8200%
Thematic	Nippon India Power & Infra Fund	1 Month	0.7034%	0.7034%	0.8300%	0.8300%
Thematic	Nippon India Innovation Fund	12 Months	0.8390%	0.8390%	0.9900%	0.9900%
Quant	Nippon India Quant Fund	1 month	0.4237%	0.4237%	0.5000%	0.5000%
International	Nippon India Japan Equity Fund	12 Months	0.7203%	0.7203%	0.8500%	0.8500%
International	Nippon India US Equity Opportunities Fund	12 Months	0.7203%	0.7203%	0.8500%	0.8500%
International	Nippon India Taiwan Equity Fund	12 Months	1.0593%	1.0593%	1.2500%	1.2500%
Retirement	Nippon India Retirement Fund - Wealth Creation	5 yr lock in	0.7542%	0.7542%	0.8900%	0.8900%
Retirement	Nippon India Retirement Fund - Income Generation	5 yr lock in	0.7627%	0.7627%	0.9000%	0.9000%
FOF	Nippon India Diversified Equity Flexicap Passive FoF	NIL	0.2542%	0.2542%	0.3000%	0.3000%
Hybrid Funds						
Conservative Hybrid	Nippon India Conservative Hybrid Fund	12 Months	0.8390%	0.8390%	0.9900%	0.9900%
Equity Savings	Nippon India Equity Savings Fund	1 Month	0.7458%	0.7458%	0.8800%	0.8800%
Multi Asset	Nippon India Multi Asset Fund	12 Months	0.8051%	0.8051%	0.9500%	0.9500%
Balanced Advantage	Nippon India Balanced Advantage Fund	12 Months	0.7203%	0.7203%	0.8500%	0.8500%
FOF	Nippon India Multi-Asset Omni FoF	12 Months	0.8000%	0.8000%	0.9440%	0.9440%
Aggressive Hybrid	Nippon India Aggressive Hybrid Fund	12 Months	0.7119%	0.7119%	0.8400%	0.8400%
Smart Beta Index Funds						
Alpha Low Volatility	Nippon India Nifty Alpha Low Volatility 30 Index Fund	NIL	0.2542%	0.2542%	0.3000%	0.3000%
Nifty 50 Value 20	Nippon India Nifty 50 Value 20 Index Fund	NIL	0.3390%	0.3390%	0.4000%	0.4000%
Nifty 500 Equal Weight	Nippon India Nifty 500 Equal Weight Index Fund	NIL	0.4237%	0.4237%	0.5000%	0.5000%
Nifty 500 Momentum 50	Nippon India Nifty 500 Momentum 50 Index Fund	NIL	0.5085%	0.5085%	0.6000%	0.6000%
Nifty 500 Low Volatility 50	Nippon India Nifty 500 Low Volatility 50 Index Fund	NIL	0.4237%	0.4237%	0.5000%	0.5000%
Nifty 500 Quality 50	Nippon India Nifty 500 Quality 50 Index Fund	NIL	0.4237%	0.4237%	0.5000%	0.5000%
Equity Index Funds						
Index - Market Cap	Nippon India Index Fund - S&P BSE Sensex Plan	7 days	0.2542%	0.2542%	0.3000%	0.3000%
Index - Market Cap	Nippon India Index Fund - Nifty 50 Plan	7 days	0.1695%	0.1695%	0.2000%	0.2000%
Index - Market Cap	Nippon India Nifty Mid Cap 150 Index Fund	NIL	0.3390%	0.3390%	0.4000%	0.4000%
Index - Market Cap	Nippon India Nifty Small Cap 250 Index Fund	7 days	0.4661%	0.4661%	0.5500%	0.5500%
Index - Market Cap	Nippon India BSE Sensex Next 30 Index Fund	NIL	0.2119%	0.2119%	0.2500%	0.2500%
FOF	Nippon India Nifty Next 50 Junior Bees FoF	NIL	0.1271%	0.1271%	0.1500%	0.1500%
Index - Sectoral	Nippon India Nifty IT Index Fund	NIL	0.5085%	0.5085%	0.6000%	0.6000%
Index - Sectoral	Nippon India Nifty Bank Index Fund	NIL	0.4661%	0.4661%	0.5500%	0.5500%
Index - Sectoral	Nippon India Nifty Auto Index Fund	NIL	0.4237%	0.4237%	0.5000%	0.5000%
Index - Sectoral	Nippon India Nifty Realty Index Fund	NIL	0.4237%	0.4237%	0.5000%	0.5000%
Index - Sectoral	Nippon India Nifty India Manufacturing Index Fund	NIL	0.4237%	0.4237%	0.5000%	0.5000%

AU SMALL FINANCE BANK LIMITED-ARN-124591			Base Commission		(*) Commission including GST -Displayed only for illustration	
Q1 Brokerage Structure for - April to June 2026		Exit Load	1st Yr. Trail	2nd Yr. Onwards Trail	1st Yr.Trail (p.a)	2nd Yr. Onwards Trail (p.a)
Liquid / Ultra Liquid Category						
Liquid Fund	Nippon India Overnight Fund	NIL	0.0593%	0.0593%	0.0700%	0.0700%
Liquid Fund	Nippon India Liquid Fund	7 Days	0.0424%	0.0424%	0.0500%	0.0500%
Money Market	Nippon India Money Market Fund	NIL	0.0424%	0.0424%	0.0500%	0.0500%
Ultra Short Duration	Nippon India Ultra Short Duration Fund	NIL	0.5932%	0.5932%	0.7000%	0.7000%
Low Duration Fund	Nippon India Low Duration Fund	NIL	0.3814%	0.3814%	0.4500%	0.4500%
Fixed Income Funds						
Corporate Bond	Nippon India Corporate Bond Fund	NIL	0.2966%	0.2966%	0.3500%	0.3500%
Short Duration Fund	Nippon India Short Duration Fund	NIL	0.4661%	0.4661%	0.5500%	0.5500%
Floater	Nippon India Floater Fund	NIL	0.1695%	0.1695%	0.2000%	0.2000%
Banking & PSU	Nippon India Banking and PSU Fund	NIL	0.2119%	0.2119%	0.2500%	0.2500%
Medium Duration	Nippon India Medium Duration Fund	12 Months	0.4237%	0.4237%	0.5000%	0.5000%
Dynamic Bond	Nippon India Dynamic Bond Fund	NIL	0.2966%	0.2966%	0.3500%	0.3500%
Medium & Long Duration	Nippon India Medium to Long Duration Fund	NIL	0.8475%	0.7627%	1.0000%	0.9000%
Gilt	Nippon India Gilt Fund	NIL	0.7203%	0.7203%	0.8500%	0.8500%
Long Duration Fund	Nippon India Nivesh Lakshya Long Duration Fund	1 Month	0.1695%	0.1695%	0.2000%	0.2000%
Credit Risk	Nippon India Credit Risk Fund	12 Months	0.6780%	0.6780%	0.8000%	0.8000%
Debt Index Funds						
Index - 2026	Nippon India Nifty AAA PSU Bond Plus SDL - Sept 2026 Maturity 50-50 Index Fund	NIL	0.1695%	0.1695%	0.2000%	0.2000%
Index - 2026	Nippon India Crsil - IBX AAA Financial Services - Dec 2026 Index Fund	NIL	0.0847%	0.0847%	0.1000%	0.1000%
Index - 2027	Nippon India Nifty AAA CPSE Bond Plus SDL - Apr 2027 Maturity 60-40 Index Fund	NIL	0.1271%	0.1271%	0.1500%	0.1500%
Index - 2027	Nippon India Nifty G-Sec - Sep 2027 Maturity Index Fund	NIL	0.1271%	0.1271%	0.1500%	0.1500%
Index - 2028	Nippon India Nifty SDL Plus G-Sec - Jun 2028 Maturity 70:30 Index Fund	NIL	0.1271%	0.1271%	0.1500%	0.1500%
Index - 2028	Nippon India Nifty G-Sec - Oct 2028 Maturity Index Fund	NIL	0.0847%	0.0847%	0.1000%	0.1000%
Index - 2028	Nippon India Crsil - IBX AAA Financial Services - Jan 2028 Index Fund	NIL	0.1695%	0.1695%	0.2000%	0.2000%
Index - 2029	Nippon India Nifty SDL Plus G-Sec - Jun 2029 Maturity 70:30 Index Fund	NIL	0.0847%	0.0847%	0.1000%	0.1000%
Index - 2036	Nippon India Nifty G-Sec - Jun 2036 Maturity Index Fund	NIL	0.1695%	0.1695%	0.2000%	0.2000%
Index - 2026	Nippon India CRISIL-IBX Financial Services 3-6 Months Debt Index Fund	NIL	0.1695%	0.1695%	0.2000%	0.2000%
Index - 2027	Nippon India CRISIL-IBX Financial Services 9-12 Months Debt Index Fund	NIL	0.1695%	0.1695%	0.2000%	0.2000%
Commodities Funds						
FOF - Gold	Nippon India Gold Saving Fund	15 days	0.1400%	0.1400%	0.1652%	0.1652%
FOF - Silver	Nippon India Silver ETF FoF	15 days	0.2500%	0.2500%	0.2950%	0.2950%

Please refer annexure for detailed terms & conditions.

Note : (*)Commission including GST is displayed only for illustration purpose. Actual GST on Base commission will be calculated separately and payment will be subject to AMFI Circular 135/BP/123/2025-26 dated 12th March 2026.

Commission Structure (April 2026)

Scheme	Trail Commission (Inclusive GST*)
Old Bridge Arbitrage Fund – Regular Plan	0.85% p.a.*

#The commission structure will be announced every month. Any change announced shall be applicable for all existing investments as well as new investments.

*Subject to change based on reduction in the 'Total Expense Ratio' (TER) necessitated due to the Scheme surpassing a certain SEBI mandated threshold in the Assets Under Management (AUM).

*GST on the brokerage commission shall be paid out only when the MFD uploads/submits a valid GST invoice.

Terms & Conditions:

- This trail commission structure is applied to all our distributors. No upfront commission shall be paid.
- The above commission structure is applicable for all inflows by any mode. The commission structure will be as per the applicable transaction process date.
- Our commission structure payout frequency is monthly.
- Old Bridge Asset Management Private Limited (OBAMPL) reserves the rights to change /modify/discontinue/ withhold the rates and slabs mentioned at its sole discretion without any prior intimation or notification or in case of Regulatory Changes / TER Changes/ Change in SEBI / AMFI Guidelines for payment of Brokerages.
- The commission structure mentioned herein is solely payable to AMFI certified & KYD complied distributors empaneled with us.
- The distributor should abide by the code of conduct and rules/regulations laid down by SEBI & AMFI from time to time. The distributor shall adhere to SEBI circular dated 26th June 2002 on code of conduct and ensure that no rebate is given to investors in any form. In case of non-compliance, the OBAMPL shall suspend further business and payment of commissions, etc. until full compliance by the empaneled distributor.
- The distributor shall ensure that all Investor related documentation is complete, adequate and made available to the OBAMPL, and if not ensured can lead to non-payment of commission.
- The brokerage/commission structure is subject to the terms and conditions mentioned in the distributor agreement and or/Empanelment Form, as may be amended from time to time.
- Kindly ensure to mention the EUIN along with ARN code in the Application Forms/ Transaction slips in the designated space. If the transaction is execution only, please arrange for the investor's signature in the designated space for EUIN declaration.
- As per AMFI guidelines the payment of trail commission accrued after the expiry of ARN is to be suspended till renewal of ARN. No commission shall be paid for new business procured during the suspended period of ARN. In case ARN is not renewed within 3 months of expiry, the entire commission accrued will be written off. Also, commissions will be suspended if distributors do not furnish self- declaration certificate within 3 months of the end of the financial year. Kindly refer the circular for more details.
- Brokerage rates, with effect from 1st April'26, will be revised from "Inclusive of GST" model to "Exclusive of GST" model. GST on the brokerage commission shall be paid out only when the MFD uploads/submits a valid GST invoice. For those MFDs not registered under GST Act, only the base brokerage commission (excluding GST), will be paid out.
- In terms of SEBI Circular HO/(83)2025-IMD-POD-1/I/152/2025 dated Nov 27,2025 and HO/(83)2025-IMD-POD-1/I/2027/2026 dated Jan 07, 2026, new investments / inflows processed with the NAV date of Mar 01, 2026 onwards shall be eligible for the additional commission.

Commission Structure (April 2026)

Scheme	Trail Commission (Inclusive GST *)
Old Bridge Flexi Cap Fund - Regular Plan	1.50% p.a.*

#The commission structure will be announced every month. Any change announced shall be applicable for all existing investments as well as new investments.

*Subject to change based on reduction in the 'Total Expense Ratio' (TER) necessitated due to the Scheme surpassing a certain SEBI mandated threshold in the Assets Under Management (AUM).

*GST on the brokerage commission shall be paid out only when the MFD uploads/submits a valid GST invoice.

Terms & Conditions:

- This trail commission structure is applied to all our distributors. No upfront commission shall be paid.
- The above commission structure is applicable for all inflows by any mode. The commission structure will be as per the applicable transaction process date.
- Our commission structure payout frequency is monthly.
- Old Bridge Asset Management Private Limited (OBAMPL) reserves the rights to change /modify/discontinue/ withhold the rates and slabs mentioned at its sole discretion without any prior intimation or notification or in case of Regulatory Changes / TER Changes/ Change in SEBI / AMFI Guidelines for payment of Brokerages.
- The commission structure mentioned herein is solely payable to AMFI certified & KYD complied distributors empanelled with us.
- The distributor should abide by the code of conduct and rules/regulations laid down by SEBI & AMFI from time to time. The distributor shall adhere to SEBI circular dated 26th June 2002 on code of conduct and ensure that no rebate is given to investors in any form. In case of non-compliance, the OBAMPL shall suspend further business and payment of commissions, etc. until full compliance by the empanelled distributor.
- The distributor shall ensure that all investor related documentation is complete, adequate and made available to the OBAMPL, and if not ensured can lead to non-payment of commission.
- The brokerage/commission structure is subject to the terms and conditions mentioned in the distributor agreement and or/Empanelment Form, as may be amended from time to time.
- Kindly ensure to mention the EUIN along with ARN code in the Application Forms/ Transaction slips in the designated space. If the transaction is execution only, please arrange for the investor's signature in the designated space for EUIN declaration.
- As per AMFI guidelines the payment of trail commission accrued after the expiry of ARN is to be suspended till renewal of ARN. No commission shall be paid for new business procured during the suspended period of ARN. In case ARN is not renewed within 3 months of expiry, the entire commission accrued will be written off. Also, commissions will be suspended if distributors do not furnish self- declaration certificate within 3 months of the end of the financial year. Kindly refer the circular for more details.
- Brokerage rates, with effect from 1st April'26, will be revised from "Inclusive of GST" model to "Exclusive of GST" model. GST on the brokerage commission shall be paid out only when the MFD uploads/submits a valid GST invoice. For those MFDs not registered under GST Act, only the base brokerage commission (excluding GST), will be paid out.
- In terms of SEBI Circular HO/(83)2025-IMD-POD-1/I/152/2025 dated Nov 27,2025 and HO/(83)2025-IMD-POD-1/I/2027/2026 dated Jan 07, 2026, new investments / inflows processed with the NAV date of Mar 01,2026 onwards shall be eligible for the additional commission.
- As per SEBI letter Ref: SEBI/HO/IMD/DF2/OW/2019/4263/1 dated February 21, 2019 & SEBI/HO/IMD2/DoF4/OW/P/19402/2019 dated July 30, 2019, distributor commission will be withheld for all

Commission Structure (April 2026)

Scheme	Trail Commission (Inclusive GST*)
Old Bridge Focused Fund^ - Regular Plan	1.05% p.a.*

#The commission structure will be announced every month. Any change announced shall be applicable for all existing investments as well as new investments.

^Erstwhile known as Old Bridge Focused Equity Fund.

*Subject to change based on reduction in the 'Total Expense Ratio' (TER) necessitated due to the Scheme surpassing a certain SEBI mandated threshold in the Assets Under Management (AUM).

*GST on the brokerage commission shall be paid out only when the MFD uploads/submits a valid GST invoice.

Terms & Conditions:

- This trail commission structure is applied to all our distributors. No upfront commission shall be paid.
- The above commission structure is applicable for all inflows by any mode. The commission structure will be as per the applicable transaction process date.
- Our commission structure payout frequency is monthly.
- Old Bridge Asset Management Private Limited (OBAMPL) reserves the rights to change /modify/discontinue/ withhold the rates and slabs mentioned at its sole discretion without any prior intimation or notification or in case of Regulatory Changes / TER Changes/ Change in SEBI / AMFI Guidelines for payment of Brokerages.
- The commission structure mentioned herein is solely payable to AMFI certified & KYD complied distributors empanelled with us.
- The distributor should abide by the code of conduct and rules/regulations laid down by SEBI & AMFI from time to time. The distributor shall adhere to SEBI circular dated 26th June 2002 on code of conduct and ensure that no rebate is given to investors in any form. In case of non-compliance, the OBAMPL shall suspend further business and payment of commissions, etc. until full compliance by the empanelled distributor.
- The distributor shall ensure that all investor related documentation is complete, adequate and made available to the OBAMPL, and if not ensured can lead to non-payment of commission.
- The brokerage/commission structure is subject to the terms and conditions mentioned in the distributor agreement and / or Empanelment Form, as may be amended from time to time.
- Kindly ensure to mention the EUIN along with ARN code in the Application Forms/ Transaction slips in the designated space. If the transaction is execution only, please arrange for the investor's signature in the designated space for EUIN declaration.
- As per AMFI guidelines the payment of trail commission accrued after the expiry of ARN is to be suspended till renewal of ARN. No commission shall be paid for new business procured during the suspended period of ARN. In case ARN is not renewed within 3 months of expiry, the entire commission accrued will be written off. Also, commissions will be suspended if distributors do not furnish self- declaration certificate within 3 months of the end of the financial year. Kindly refer the circular for more details.
- Brokerage rates, with effect from 1st April'26, will be revised from "Inclusive of GST" model to "Exclusive of GST" model. GST on the brokerage commission shall be paid out only when the MFD uploads/submits a valid GST invoice. For those MFDs not registered under GST Act, only the base brokerage commission (excluding GST), will be paid out.
- In terms of SEBI Circular HO/(83)2025-IMD-POD-1/1/152/2025 dated Nov 27,2025 and HO/(83)2025-IMD-POD-1/1/2027/2026 dated Jan 07, 2026, new investments / inflows processed with the NAV date of Mar 01, 2026 onwards shall be eligible for the additional commission.

COMMISSION STRUCTURE

Period (1st April to 30th June 2026)					
Scheme Name	Closing AUM as on 31st March'26 (In Crores)	Trail commission (Upto 3 years) (excluding GST)	GST @ 18%	Trail commission (Upto 3 years) (including GST)	Trail commission (4th Year onwards) (excluding GST)
Equity Funds					
PGIM India Midcap Fund	9629	1.00	0.18	1.18	0.90
PGIM India Flexi Cap Fund	5289	1.05	0.19	1.24	0.95
PGIM India Small Cap Fund	1353	1.28	0.23	1.51	1.28
PGIM India Large and Midcap Fund	709	1.50	0.27	1.77	1.50
PGIM India Large Cap Fund	501	1.50	0.27	1.77	1.50
PGIM India Multicap Fund	370	1.55	0.28	1.83	1.55
PGIM India Healthcare Fund	85	1.55	0.28	1.83	1.55
ELSS Funds					
PGIM India ELSS Tax Saver Fund	637	1.50	0.27	1.77	1.50
Solution Oriented Funds					
PGIM India Retirement Fund	87	1.65 [^]	0.30	1.95	
International Fund of Funds					
PGIM India Global Equity Opportunities Fund of Fund	1451	0.80	0.14	0.94	0.80
PGIM India Emerging Markets Equity Fund of Fund	1149	0.85	0.15	1.00	0.85
PGIM India Global Real Estate Securities Fund of Fund	57	0.72	0.13	0.85	0.72
Arbitrage Funds					
PGIM India Arbitrage Fund	81	0.62	0.11	0.73	0.62
Hybrid Funds					
PGIM India Balanced Advantage Fund	800	1.39	0.25	1.64	1.39
PGIM India Multi Asset Allocation Fund	242	1.55	0.28	1.83	1.55
PGIM India Aggressive Hybrid Equity Fund	190	1.40	0.25	1.65	1.40
PGIM India Equity Savings Fund	62	0.70	0.13	0.83	0.70
Debt Funds					
PGIM India Gilt Fund	95	0.89	0.16	1.05	0.64
PGIM India Dynamic Bond Fund	86	1.00	0.18	1.18	0.85
PGIM India Corporate Bond Fund	81	0.56	0.10	0.66	0.41
PGIM India CRISIL IBX Gilt Index - Apr 2028 Fund	22	0.08	0.01	0.10	0.08
Liquid Plus Funds					
PGIM India Ultra Short Duration Fund	161	0.70	0.13	0.83	0.70
PGIM India Money Market Fund	152	0.22	0.04	0.26	0.22
Liquid Funds					
PGIM India Liquid Fund	478	0.08	0.01	0.09	0.08
PGIM India Overnight Fund	41	0.01	0.00	0.01	0.01
1. Please refer to the Scheme Information Document and Key Information Memorandum, addendum (if any) thereto, for the Exit Load details.					
2. [^] Trail payable upto 5 Years, 6th Year onwards base trail is payable @ 1.50% (Excluding GST)					

The Commission Structure outlined above is in line with Paragraph 11.5 of SEBI Master Circular dated March 20, 2026, and will be applicable for all investments sourced from Investors including Non-Resident Indians (NRIs) and other eligible Foreign Investors.

Terms and Conditions:

1. The Commission structure mentioned above is applicable for all mobilizations made from 1st April to 30th June 2026, however; PGIM India Asset Management Private Limited (AMC) reserves the right to change the commission rates without any prior intimation. The above Commission structure is based on the present expense ratio charged to the schemes and any change in the expense ratio will also entail a change in the above Commission structure.

PGIM India Asset Management Private Limited

4-C, Laxmi Towers, Bandra Kurla Complex, Bandra East, Mumbai - 400 051.
 T: +91-22-6159 3000 F: +91-22-6159 3100 W: www.pgimindia.com/mutual-funds
 Corporate Identity No. U74900MH2008FTC187029

PGIM is the asset management business of Prudential Financial, Inc. (USA)

Dear Partners,

Please note that the Current Trail Commission structure for schemes of PPFAS Mutual fund are as below:

- Regular Plans only
- All schemes and all empanelled distributors (“one rate for all”)
- New and existing assets (as of 31 March 2026)
- All transactions (SIP & Lumpsum)
- Additional incentives applicable for onboarding new B30 and women investors (effective 1 March 2026) as per Clause 11.6 of the SEBI Master Circular HO/24/13/11(1)2026-IMD-POD-1/I/7602/2026 dated March 20, 2026.
- Upfront Commission: **NIL**.
- Payout frequency: **Monthly**

Revised Trail Commission (p.a. on Daily Average AUM):

Schemes	Trail Commission
Parag Parikh Flexi Cap Fund	0.52% p.a.
Parag Parikh ELSS Tax Saver Fund	1.00% p.a.
Parag Parikh Liquid Fund	0.08% p.a.
Parag Parikh Conservative Hybrid Fund	0.30% p.a.
Parag Parikh Arbitrage Fund	0.34% p.a.
Parag Parikh Dynamic Asset Allocation Fund	0.30% p.a.
Parag Parikh Large Cap Fund	0.34% p.a.

Payment Mechanism:

1. Base commission (excluding GST): Paid to all distributors
2. GST: Paid only to registered distributors against valid invoice

Compliance Requirements:

- Invoices must be raised and reflected in GSTR-2B (monthly/quarterly)
- Deadline: End of subsequent quarter (e.g., Jan–Mar by June 30)
- AMC reserves the right to claw back GST not reflected in GSTR-2B within timelines

For queries, contact us on 1800 266 8909 or partners@ppfas.com.

Warm Regards,

Team PPFAS Mutual Fund

Communication	
Document effective from	April 01, 2026
GST Number	27AAATE0120D1ZK
Document Page	1 out of 3

quant Mutual Fund – Brokerage Rates[§]

(Lump-sum, SIP-STP)

(April 1, 2026 to April 30, 2026)

Applicable for Fresh Investments or New Business

Category Classification Criteria – AUM with quant Mutual Fund

BASE Plus	AUM > 2 Crore with MF / SIF
BASE	AUM >=50Lakh - 2 Crore with MF / SIF
OPEN	AUM <50 Lakh with MF / SIF

Powered by VLRT Investment Framework			Trail Brokerage (Perpetual) + GST
Name of the Scheme	Category	Exit Load Structure	Base Plus (%)
quant Small Cap Fund	Equity	1 Year / 1 %	0.51
quant ELSS Tax Saver Fund	Equity	Lock in 3 Years	0.64
quant Mid Cap Fund	Equity	3 Months / 0.5 %	0.59
quant Multi Cap Fund (Formerly known as quant Active Fund)	Equity	15 Days / 1 %	0.55
quant Flexi Cap Fund	Equity	15 Days / 1 %	0.76
quant Large and Mid-Cap Fund	Equity	15 Days / 1 %	0.81
quant Large Cap Fund	Equity	15 Days / 1 %	0.97
quant Focused Fund	Equity	15 Days / 1 %	0.97
quant Arbitrage Fund	Equity	1 Month / 0.25%	0.42
quant Aggressive Hybrid Fund (Formerly known as quant Absolute Fund)	Hybrid	15 Days / 1 %	0.81
quant Multi Asset Allocation Fund (Formerly known as quant Multi Asset Fund)	Hybrid	15 Days / 1 %	0.81
quant Equity Savings Fund	Hybrid	15 Days / 1 %	1.16
quant Dynamic Asset Allocation Fund	Hybrid	15 Days / 1 %	0.97
quant Infrastructure Fund	Thematic	3 Months / 0.5 %	0.81
quant Quantamental Fund	Thematic	15 Days / 1 %	0.81
quant Momentum Fund	Thematic	15 Days / 1 %	0.81
quant Value Fund	Thematic	15 Days / 1 %	0.97
quant Business Cycle Fund	Thematic	15 Days / 1 %	0.97
quant PSU Fund	Thematic	15 Days / 1 %	1.14
quant Manufacturing Fund	Thematic	15 Days / 1 %	0.97
quant ESG Integration Strategy Fund (Formerly known as quant ESG Equity Fund)	Thematic	15 Days / 1 %	1.23
quant BFSI Fund	Thematic	15 Days / 1 %	0.97
quant Healthcare Fund	Thematic	15 Days / 1 %	1.23
quant Teck Fund	Thematic	15 Days / 1 %	1.23
quant Commodities Fund	Thematic	15 Days / 1 %	1.23
quant Consumption Fund	Thematic	15 Days / 1 %	1.23
quant Liquid Plan*	Liquid	Staggered (Please Refer Website)	0.21
quant Overnight Fund*	Overnight	Nil	0.04
quant Gilt Fund	Debt	Nil	0.76

§ The Brokerage Rates structure will be applicable till the mentioned period or until the AUM of a scheme crosses the SEBI prescribed Base Expense Ratio threshold.

In case of any regulatory change or Management decision with respect to expense ratio or reduction in Base Expense Ratio due to increase in scheme size, the brokerage structure will be tweaked accordingly from the date of change on all asset including SIPs/STPS.

Schemes are available on all major platforms like



&



You can also transact through our website



Communication	
Document effective from	April 01, 2026
GST Number	27AAATE0120D1ZK
Document Page	1 out of 3

18) Illustration:

Category	Base Plus			Base			Open		
	Without GST	GST Amt	Total	Without GST	GST Amt	Total	Without GST	GST Amt	Total
quant Small Cap Fund	0.51	0.09	0.60	0.41	0.07	0.48	0.33	0.06	0.39
quant ELSS Tax Saver Fund	0.64	0.12	0.76	0.51	0.09	0.60	0.41	0.07	0.49
quant Mid Cap Fund	0.59	0.11	0.70	0.47	0.09	0.56	0.39	0.07	0.46
quant Multi Cap Fund (Formerly known as quant Active Fund)	0.55	0.10	0.65	0.44	0.08	0.52	0.36	0.06	0.42
quant Flexi Cap Fund	0.76	0.14	0.90	0.61	0.11	0.72	0.50	0.09	0.59
quant Large and Mid-Cap Fund	0.81	0.15	0.96	0.64	0.12	0.76	0.52	0.09	0.62
quant Large Cap Fund	0.97	0.17	1.14	0.78	0.14	0.92	0.63	0.11	0.75
quant Focused Fund	0.97	0.17	1.14	0.78	0.14	0.92	0.63	0.11	0.75
quant Aggressive Hybrid Fund (Formerly known as quant Absolute Fund)	0.81	0.15	0.96	0.64	0.12	0.76	0.52	0.09	0.61
quant Multi Asset Allocation Fund (Formerly known as quant Multi Asset Fund)	0.81	0.15	0.96	0.64	0.12	0.76	0.52	0.09	0.62
quant Equity Savings Fund	1.16	0.21	1.37	0.93	0.17	1.10	0.75	0.14	0.89
quant Dynamic Asset Allocation Fund	0.97	0.17	1.14	0.78	0.14	0.92	0.63	0.11	0.75
quant Infrastructure Fund	0.81	0.15	0.96	0.64	0.12	0.76	0.52	0.09	0.62
quant Quantamental Fund	0.81	0.15	0.96	0.64	0.12	0.76	0.52	0.09	0.62
quant Momentum Fund	0.81	0.15	0.96	0.64	0.12	0.76	0.52	0.09	0.62
quant Value Fund	0.97	0.17	1.14	0.78	0.14	0.92	0.63	0.11	0.75
quant Business Cycle Fund	0.97	0.17	1.14	0.78	0.14	0.92	0.63	0.11	0.75
quant PSU Fund	1.14	0.21	1.35	0.91	0.16	1.07	0.74	0.13	0.87
quant Manufacturing Fund	0.97	0.17	1.14	0.78	0.14	0.92	0.63	0.11	0.75
quant ESG Integration Strategy Fund (Formerly known as quant ESG Equity Fund)	1.23	0.22	1.45	0.98	0.18	1.16	0.80	0.14	0.94
quant BFSI Fund	0.97	0.17	1.14	0.78	0.14	0.92	0.63	0.11	0.75
quant Healthcare Fund	1.23	0.22	1.45	0.98	0.18	1.16	0.80	0.14	0.94
quant Teck Fund	1.23	0.22	1.45	0.98	0.18	1.16	0.80	0.14	0.94
quant Commodities Fund	1.23	0.22	1.45	0.98	0.18	1.16	0.80	0.14	0.94
quant Consumption Fund	1.23	0.22	1.45	0.98	0.18	1.16	0.80	0.14	0.94

Name of the Scheme	Without GST	GST Amt	Total
quant Liquid Plan*	0.21	0.04	0.25
quant Overnight Fund*	0.04	0.01	0.05
quant Gilt Fund	0.76	0.14	0.90
quant Arbitrage Fund	0.42	0.08	0.50



ARN-124591 | ARN Name-AU SMALL FINANCE BANK LIMITED

April, 2026

Scheme Name	1 st Year Trail (p.a.)	2 nd Year Onwards Trail (p.a.)	Period	Exit Load
SAMCO ACTIVE MOMENTUM FUND	1.19%	1.19%	April 01st , 2026 to April 30th , 2026	<ol style="list-style-type: none"> 1.00% If the investment is redeemed or switched out on or before 365 days from the date of allotment of units. No Exit Load will be charged if investment is redeemed or switched out after 365 days from the date of allotment of units <p>(With effect from October 03, 2024)</p>
SAMCO ARBITRAGE FUND	1.27%	1.27%	April 01st , 2026 to April 30th , 2026	<ol style="list-style-type: none"> 0.25% If the investment is redeemed or switched out on or before 7 days from the date of allotment of units. No Exit Load will be charged if investment is redeemed or switched out after 7 days from the date of allotment of units.
SAMCO DYNAMIC ASSET ALLOCATION FUND	1.19%	1.19%	April 01st , 2026 to April 30th , 2026	<ol style="list-style-type: none"> No Exit load for up to 25% Units 1% for remaining units on or before 1 Year Nil after 1 Year
SAMCO ELSS TAX SAVER FUND	1.19%	1.19%	April 01st , 2026 to April 30th , 2026	Nil
SAMCO FLEXI CAP FUND	1.19%	1.19%	April 01st , 2026 to April 30th , 2026	<p>10% of the units allotted may be redeemed without any exit load, on or before completion of 12 months from the date of allotment of units. Any redemption in excess of such limit in the first 12 months from the date of allotment shall be subject to the following exit load:</p> <ol style="list-style-type: none"> 1% if redeemed or switched out on or before completion of 12 months from the date of allotment of units. Nil, if redeemed or switched out after completion of 12 months from the date of allotment of unit. <p>(With effect from June 01, 2024)</p>

SAMCO LARGE & MID CAP FUND	1.19%	1.19%	April 01st , 2026 to April 30th , 2026	<ol style="list-style-type: none"> 1.00% If the investment is redeemed or switched out on or before 30 days from the date of allotment of units No Exit Load will be charged if investment is redeemed or switched out after 30 days from the date of allotment of units. with effect from (July 01, 2025)
SAMCO LARGE CAP FUND	1.19%	1.19%	April 01st , 2026 to April 30th , 2026	<ol style="list-style-type: none"> 1.00% If the investment is redeemed or switched out on or before 30 days from the date of allotment of units No Exit Load will be charged if investment is redeemed or switched out after 30 days from the date of allotment of units. with effect from (July 01, 2025)
SAMCO MID CAP FUND	1.19%	1.19%	April 01st , 2026 to April 30th , 2026	<ol style="list-style-type: none"> 1.00% If the investment is redeemed or switched out on or before 30 days from the date of allotment of units. No Exit Load will be charged if investment is redeemed or switched out after 30 days from the date of allotment of units.
SAMCO MULTI ASSET ALLOCATION FUND	1.19%	1.19%	April 01st , 2026 to April 30th , 2026	<ol style="list-style-type: none"> 10% of units can be redeemed without an exit load within 12 months of allotment. Any redemption in excess of such limit in the first 12 months will incur 1% exit load. No exit load, if redeemed or switched out after 12 months from the date of allotment of unit.
SAMCO MULTI CAP FUND	1.19%	1.19%	April 01st , 2026 to April 30th , 2026	<ol style="list-style-type: none"> 10% of units can be redeemed without an exit load within 12 months of allotment. Any redemption in excess of such a limit in the first 12 months will incur 1% exit load. No exit load, if redeemed or switched out after 12 months from the date of allotment of unit.
SAMCO OVERNIGHT FUND	0.17%	0.17%	April 01st , 2026 to April 30th , 2026	Nil

SAMCO SMALL CAP FUND	1.19%	1.19%	April 01st , 2026 to April 30th , 2026	<ol style="list-style-type: none"> 1. 1.00% If the investment is redeemed or switched out on or before 30 days from the date of allotment of units. 2. No Exit Load will be charged if investment is redeemed or switched out after 30 days from the date of allotment of units.
SAMCO SPECIAL OPPORTUNITIES FUND	1.19%	1.19%	April 01st , 2026 to April 30th , 2026	<ol style="list-style-type: none"> 1. 1.00% If the investment is redeemed or switched out on or before 365 days from the date of allotment of units. 2. No Exit Load will be charged if investment is redeemed or switched out after 365 days from the date of allotment of units. <p>(With effect from October 03, 2024)</p>

For redemption/switch/STP/SWP within mentioned period from the date of allotment.

**Thanking you,
Yours faithfully,**

**Sadath Ali Khan
Head Investor and Distributor Services**



ARN-124591 | ARN Name-AU SMALL FINANCE BANK LIMITED

May, 2026

Scheme Name	1 st Year Trail (p.a.)	2 nd Year Onwards Trail (p.a.)	Period	Exit Load
SAMCO ACTIVE MOMENTUM FUND	1.19%	1.19%	May 01st , 2026 to May 31st , 2026	<ol style="list-style-type: none"> 1.00% If the investment is redeemed or switched out on or before 365 days from the date of allotment of units. No Exit Load will be charged if investment is redeemed or switched out after 365 days from the date of allotment of units <p>(With effect from October 03, 2024)</p>
SAMCO ARBITRAGE FUND	1.27%	1.27%	May 01st , 2026 to May 31st , 2026	<ol style="list-style-type: none"> 0.25% If the investment is redeemed or switched out on or before 7 days from the date of allotment of units. No Exit Load will be charged if investment is redeemed or switched out after 7 days from the date of allotment of units.
SAMCO DYNAMIC ASSET ALLOCATION FUND	1.19%	1.19%	May 01st , 2026 to May 31st , 2026	<ol style="list-style-type: none"> No Exit load for up to 25% Units 1% for remaining units on or before 1 Year Nil after 1 Year
SAMCO ELSS TAX SAVER FUND	1.19%	1.19%	May 01st , 2026 to May 31st , 2026	Nil
SAMCO FLEXI CAP FUND	1.19%	1.19%	May 01st , 2026 to May 31st , 2026	<p>10% of the units allotted may be redeemed without any exit load, on or before completion of 12 months from the date of allotment of units. Any redemption in excess of such limit in the first 12 months from the date of allotment shall be subject to the following exit load:</p> <ol style="list-style-type: none"> 1% if redeemed or switched out on or before completion of 12 months from the date of allotment of units. Nil, if redeemed or switched out after completion of 12 months from the date of allotment of unit. <p>(With effect from June 01, 2024)</p>

SAMCO LARGE & MID CAP FUND	1.19%	1.19%	May 01st , 2026 to May 31st , 2026	<ol style="list-style-type: none"> 1.00% If the investment is redeemed or switched out on or before 30 days from the date of allotment of units No Exit Load will be charged if investment is redeemed or switched out after 30 days from the date of allotment of units. with effect from (July 01, 2025)
SAMCO LARGE CAP FUND	1.19%	1.19%	May 01st , 2026 to May 31st , 2026	<ol style="list-style-type: none"> 1.00% If the investment is redeemed or switched out on or before 30 days from the date of allotment of units No Exit Load will be charged if investment is redeemed or switched out after 30 days from the date of allotment of units. with effect from (July 01, 2025)
SAMCO MID CAP FUND	1.19%	1.19%	May 01st , 2026 to May 31st , 2026	<ol style="list-style-type: none"> 1.00% If the investment is redeemed or switched out on or before 30 days from the date of allotment of units. No Exit Load will be charged if investment is redeemed or switched out after 30 days from the date of allotment of units.
SAMCO MULTI ASSET ALLOCATION FUND	1.19%	1.19%	May 01st , 2026 to May 31st , 2026	<ol style="list-style-type: none"> 10% of units can be redeemed without an exit load within 12 months of allotment. Any redemption in excess of such limit in the first 12 months will incur 1% exit load. No exit load, if redeemed or switched out after 12 months from the date of allotment of unit.
SAMCO MULTI CAP FUND	1.19%	1.19%	May 01st , 2026 to May 31st , 2026	<ol style="list-style-type: none"> 10% of units can be redeemed without an exit load within 12 months of allotment. Any redemption in excess of such a limit in the first 12 months will incur 1% exit load. No exit load, if redeemed or switched out after 12 months from the date of allotment of unit.
SAMCO OVERNIGHT FUND	0.17%	0.17%	May 01st , 2026 to May 31st , 2026	Nil

SAMCO SMALL CAP FUND	1.19%	1.19%	May 01st , 2026 to May 31st , 2026	<ol style="list-style-type: none"> 1. 1.00% If the investment is redeemed or switched out on or before 30 days from the date of allotment of units. 2. No Exit Load will be charged if investment is redeemed or switched out after 30 days from the date of allotment of units.
SAMCO SPECIAL OPPORTUNITIES FUND	1.19%	1.19%	May 01st , 2026 to May 31st , 2026	<ol style="list-style-type: none"> 1. 1.00% If the investment is redeemed or switched out on or before 365 days from the date of allotment of units. 2. No Exit Load will be charged if investment is redeemed or switched out after 365 days from the date of allotment of units. <p>(With effect from October 03, 2024)</p>

For redemption/switch/STP/SWP within mentioned period from the date of allotment.

**Thanking you,
Yours faithfully,**

**Sadath Ali Khan
Head Investor and Distributor Services**



ARN-124591 | ARN Name-AU SMALL FINANCE BANK LIMITED

June, 2026

Scheme Name	1 st Year Trail (p.a.)	2 nd Year Onwards Trail (p.a.)	Period	Exit Load
SAMCO ACTIVE MOMENTUM FUND	1.19%	1.19%	June 01st , 2026 to June 30th , 2026	<ol style="list-style-type: none"> 1.00% If the investment is redeemed or switched out on or before 365 days from the date of allotment of units. No Exit Load will be charged if investment is redeemed or switched out after 365 days from the date of allotment of units <p>(With effect from October 03, 2024)</p>
SAMCO ARBITRAGE FUND	1.27%	1.27%	June 01st , 2026 to June 30th , 2026	<ol style="list-style-type: none"> 0.25% If the investment is redeemed or switched out on or before 7 days from the date of allotment of units. No Exit Load will be charged if investment is redeemed or switched out after 7 days from the date of allotment of units.
SAMCO DYNAMIC ASSET ALLOCATION FUND	1.19%	1.19%	June 01st , 2026 to June 30th , 2026	<ol style="list-style-type: none"> No Exit load for up to 25% Units 1% for remaining units on or before 1 Year Nil after 1 Year
SAMCO ELSS TAX SAVER FUND	1.19%	1.19%	June 01st , 2026 to June 30th , 2026	Nil
SAMCO FLEXI CAP FUND	1.19%	1.19%	June 01st , 2026 to June 30th , 2026	<p>10% of the units allotted may be redeemed without any exit load, on or before completion of 12 months from the date of allotment of units. Any redemption in excess of such limit in the first 12 months from the date of allotment shall be subject to the following exit load:</p> <ol style="list-style-type: none"> 1% if redeemed or switched out on or before completion of 12 months from the date of allotment of units. Nil, if redeemed or switched out after completion of 12 months from the date of allotment of unit. <p>(With effect from June 01, 2024)</p>

SAMCO LARGE & MID CAP FUND	1.19%	1.19%	June 01st , 2026 to June 30th , 2026	<ol style="list-style-type: none"> 1.00% If the investment is redeemed or switched out on or before 30 days from the date of allotment of units No Exit Load will be charged if investment is redeemed or switched out after 30 days from the date of allotment of units. with effect from (July 01, 2025)
SAMCO LARGE CAP FUND	1.19%	1.19%	June 01st , 2026 to June 30th , 2026	<ol style="list-style-type: none"> 1.00% If the investment is redeemed or switched out on or before 30 days from the date of allotment of units No Exit Load will be charged if investment is redeemed or switched out after 30 days from the date of allotment of units. with effect from (July 01, 2025)
SAMCO MID CAP FUND	1.19%	1.19%	June 01st , 2026 to June 30th , 2026	<ol style="list-style-type: none"> 1.00% If the investment is redeemed or switched out on or before 30 days from the date of allotment of units. No Exit Load will be charged if investment is redeemed or switched out after 30 days from the date of allotment of units.
SAMCO MULTI ASSET ALLOCATION FUND	1.19%	1.19%	June 01st , 2026 to June 30th , 2026	<ol style="list-style-type: none"> 10% of units can be redeemed without an exit load within 12 months of allotment. Any redemption in excess of such limit in the first 12 months will incur 1% exit load. No exit load, if redeemed or switched out after 12 months from the date of allotment of unit.
SAMCO MULTI CAP FUND	1.19%	1.19%	June 01st , 2026 to June 30th , 2026	<ol style="list-style-type: none"> 10% of units can be redeemed without an exit load within 12 months of allotment. Any redemption in excess of such a limit in the first 12 months will incur 1% exit load. No exit load, if redeemed or switched out after 12 months from the date of allotment of unit.
SAMCO OVERNIGHT FUND	0.17%	0.17%	June 01st , 2026 to June 30th , 2026	Nil

SAMCO SMALL CAP FUND	1.19%	1.19%	June 01st , 2026 to June 30th , 2026	<ol style="list-style-type: none"> 1. 1.00% If the investment is redeemed or switched out on or before 30 days from the date of allotment of units. 2. No Exit Load will be charged if investment is redeemed or switched out after 30 days from the date of allotment of units.
SAMCO SPECIAL OPPORTUNITIES FUND	1.19%	1.19%	June 01st , 2026 to June 30th , 2026	<ol style="list-style-type: none"> 1. 1.00% If the investment is redeemed or switched out on or before 365 days from the date of allotment of units. 2. No Exit Load will be charged if investment is redeemed or switched out after 365 days from the date of allotment of units. <p>(With effect from October 03, 2024)</p>

For redemption/switch/STP/SWP within mentioned period from the date of allotment.

**Thanking you,
Yours faithfully,**

**Sadath Ali Khan
Head Investor and Distributor Services**

ARN No
Name: ARN-124591
AU SMALL FINANCE BANK LIMITED



Downloaded on 21 Apr 2026 13:36

**BASE Commission
excluding GST**

**Commission including
GST (displayed only for
illustration)**

Scheme Name	Benchmark	From Date	To Date	Trail 1st Year	Trail 2nd Year onwards	Trail 1st Year	Trail 2nd Year onwards
-------------	-----------	-----------	---------	----------------	------------------------	----------------	------------------------

EQUITY FUND

SBI ESG EXCLUSIONARY STRATEGY FUND	NIFTY100 ESG TRI	01-APR-26	30-JUN-26	0.627	0.627	0.740	0.740
SBI LARGE CAP FUND	BSE 100 TRI	01-APR-26	30-JUN-26	0.466	0.466	0.550	0.550
SBI LARGE AND MIDCAP FUND	NIFTY LARGE MIDCAP 250 TRI	01-APR-26	30-JUN-26	0.517	0.517	0.610	0.610
SBI FOCUSED FUND	BSE 500 TRI	01-APR-26	30-JUN-26	0.492	0.492	0.581	0.581
SBI FLEXICAP FUND	BSE 500 TRI	01-APR-26	30-JUN-26	0.542	0.542	0.640	0.640
SBI MULTICAP FUND	NIFTY 500 MULTICAP 50:25:25 TRI	01-APR-26	30-JUN-26	0.551	0.551	0.650	0.650
SBI CONTRA FUND	BSE 500 TRI	01-APR-26	30-JUN-26	0.492	0.492	0.581	0.581
SBI MIDCAP FUND	NIFTY MIDCAP 150 TRI	01-APR-26	30-JUN-26	0.551	0.551	0.650	0.650
SBI SMALLCAP FUND	BSE 250 SMALL CAP TRI	01-APR-26	30-JUN-26	0.500	0.500	0.590	0.590
SBI ELSS TAX SAVER FUND	BSE 500 TRI	01-APR-26	30-JUN-26	0.500	0.500	0.590	0.590
SBI QUALITY FUND	NIFTY 500 TRI	01-APR-26	30-JUN-26	0.890	0.890	1.050	1.050
SBI QUANT FUND	BSE 200 TRI	01-APR-26	30-JUN-26	0.678	0.678	0.800	0.800
SBI DIVIDEND YIELD FUND	NIFTY 500 TRI	01-APR-26	30-JUN-26	0.593	0.593	0.700	0.700
SBI MNC FUND	NIFTY MNC TRI	01-APR-26	30-JUN-26	0.627	0.627	0.740	0.740
SBI COMMA FUND	NIFTY COMMODITIES TRI	01-APR-26	30-JUN-26	0.814	0.814	0.961	0.961
SBI BANKING AND FINANCIAL SERVICES FUND	NIFTY FINANCIAL SERVICES TRI	01-APR-26	30-JUN-26	0.593	0.593	0.700	0.700
SBI AUTOMOTIVE OPPORTUNITIES FUND	NIFTY AUTO TRI	01-APR-26	30-JUN-26	0.644	0.644	0.760	0.760
SBI CONSUMPTION OPPORTUNITIES FUND	NIFTY INDIA CONSUMPTION TRI	01-APR-26	30-JUN-26	0.669	0.669	0.789	0.789
SBI HEALTHCARE OPPORTUNITIES FUND	BSE HC TRI	01-APR-26	30-JUN-26	0.653	0.653	0.771	0.771
SBI TECHNOLOGY OPPORTUNITIES FUND	BSE TECK TRI	01-APR-26	30-JUN-26	0.636	0.636	0.750	0.750
SBI INFRASTRUCTURE FUND	NIFTY INFRASTRUCTURE TRI	01-APR-26	30-JUN-26	0.636	0.636	0.750	0.750
SBI PSU FUND	BSE PSU TRI	01-APR-26	30-JUN-26	0.636	0.636	0.750	0.750
SBI ENERGY OPPORTUNITIES FUND	NIFTY ENERGY TRI	01-APR-26	30-JUN-26	0.602	0.602	0.710	0.710
SBI INNOVATIVE OPPORTUNITIES FUND	NIFTY 500 TRI	01-APR-26	30-JUN-26	0.644	0.644	0.760	0.760
SBI EQUITY MINIMUM VARIANCE FUND	NIFTY 50 TRI	01-APR-26	30-JUN-26	0.212	0.212	0.250	0.250

HYBRID FUND

SBI EQUITY HYBRID FUND	CRISIL HYBRID 35+65 - AGGRESSIVE INDEX	01-APR-26	30-JUN-26	0.441	0.441	0.520	0.520
SBI BALANCED ADVANTAGE FUND	NIFTY 50 HYBRID COMPOSITE DEBT 50:50 INDEX	01-APR-26	30-JUN-26	0.466	0.466	0.550	0.550
SBI MULTI ASSET ALLOCATION FUND	45% BSE 500 TRI + 40% CRISIL COMPOSITE BOND FUND INDEX + 10% DOMESTIC PRICES OF GOLD + 5% DOMESTIC PRICES OF SILVER	01-APR-26	30-JUN-26	0.458	0.458	0.540	0.540
SBI EQUITY SAVINGS FUND	NIFTY EQUITY SAVINGS INDEX	01-APR-26	30-JUN-26	0.508	0.508	0.599	0.599
SBI CONSERVATIVE HYBRID FUND	NIFTY 50 HYBRID COMPOSITE DEBT 15:85 INDEX	01-APR-26	30-JUN-26	0.508	0.508	0.599	0.599
SBI ARBITRAGE OPPORTUNITIES FUND	NIFTY 50 ARBITRAGE	01-APR-26	30-JUN-26	0.322	0.322	0.380	0.380

SOLUTIONS

SBI CHILDRENS FUND - INVESTMENT PLAN	CRISIL HYBRID 35+65 - AGGRESSIVE INDEX	01-APR-26	30-JUN-26	0.593	0.593	0.700	0.700
SBI CHILDRENS FUND - SAVINGS PLAN	NIFTY 50 HYBRID COMPOSITE DEBT 15:85 INDEX	01-APR-26	30-JUN-26	0.398	0.398	0.470	0.470
SBI RETIREMENT BENEFIT FUND - AGGRESSIVE PLAN	BSE 500 TRI	01-APR-26	30-JUN-26	0.661	0.661	0.780	0.780
SBI RETIREMENT BENEFIT FUND - AGGRESSIVE HYBRID PLAN	CRISIL HYBRID 35+65 - AGGRESSIVE INDEX	01-APR-26	30-JUN-26	0.703	0.703	0.830	0.830
SBI RETIREMENT BENEFIT FUND - CONSERVATIVE HYBRID PLAN	CRISIL HYBRID 65+35 - CONSERVATIVE INDEX	01-APR-26	30-JUN-26	0.551	0.551	0.650	0.650
SBI RETIREMENT BENEFIT FUND - CONSERVATIVE PLAN	CRISIL HYBRID 85+15 - CONSERVATIVE INDEX	01-APR-26	30-JUN-26	0.466	0.466	0.550	0.550

LIQUID & DEBT							
SBI LIQUID FUND	NIFTY LIQUID INDEX A-I	01-APR-26	30-JUN-26	0.085	0.085	0.100	0.100
SBI OVERNIGHT FUND	CRISIL LIQUID OVERNIGHT INDEX	01-APR-26	30-JUN-26	0.042	0.042	0.050	0.050
SBI ULTRA SHORT DURATION FUND	CRISIL ULTRA SHORT DURATION DEBT A-I INDEX	01-APR-26	30-JUN-26	0.153	0.153	0.181	0.181
SBI SAVINGS FUND	CRISIL MONEY MARKET A-I INDEX	01-APR-26	30-JUN-26	0.254	0.254	0.300	0.300
SBI LOW DURATION FUND	CRISIL LOW DURATION DEBT A-I INDEX	01-APR-26	30-JUN-26	0.432	0.432	0.510	0.510
SBI SHORT TERM DEBT FUND	CRISIL SHORT DURATION DEBT A-II INDEX	01-APR-26	30-JUN-26	0.246	0.246	0.290	0.290
SBI CORPORATE BOND FUND	NIFTY CORPORATE BOND INDEX A-II	01-APR-26	30-JUN-26	0.254	0.254	0.300	0.300
SBI CREDIT RISK FUND	NIFTY CREDIT RISK BOND INDEX B-II	01-APR-26	30-JUN-26	0.559	0.559	0.660	0.660
SBI BANKING & PSU FUND	NIFTY BANKING & PSU DEBT INDEX A-II	01-APR-26	30-JUN-26	0.263	0.263	0.310	0.310
SBI MEDIUM TO LONG DURATION FUND	CRISIL MEDIUM TO LONG DURATION DEBT A-III INDEX	01-APR-26	30-JUN-26	0.542	0.542	0.640	0.640
SBI MEDIUM DURATION FUND	NIFTY MEDIUM DURATION DEBT INDEX A-III	01-APR-26	30-JUN-26	0.424	0.424	0.500	0.500
SBI DYNAMIC BOND FUND	CRISIL DYNAMIC BOND A-III INDEX	01-APR-26	30-JUN-26	0.500	0.500	0.590	0.590
SBI CONSTANT MATURITY 10-YEAR GILT FUND	NIFTY 10 YR BENCHMARK G-SEC	01-APR-26	30-JUN-26	0.169	0.169	0.199	0.199
SBI GILT FUND	NIFTY ALL DURATION G-SEC INDEX	01-APR-26	30-JUN-26	0.297	0.297	0.350	0.350
SBI LONG DURATION FUND	CRISIL LONG DURATION DEBT A-III INDEX	01-APR-26	30-JUN-26	0.220	0.220	0.260	0.260
SBI FLOATING RATE DEBT FUND	NIFTY SHORT DURATION DEBT INDEX A-II	01-APR-26	30-JUN-26	0.127	0.127	0.150	0.150
OTHERS - FOF							
SBI GOLD FUND	PRICE OF GOLD	01-APR-26	30-JUN-26	0.144	0.144	0.170	0.170
SBI SILVER ETF FUND OF FUND	PRICE OF SILVER	01-APR-26	30-JUN-26	0.246	0.246	0.290	0.290
SBI US SPECIFIC EQUITY ACTIVE FOF	S&P 500	01-APR-26	30-JUN-26	0.517	0.517	0.610	0.610
SBI INCOME PLUS ARBITRAGE ACTIVE FOF	65% NIFTY COMPOSITE DEBT INDEX + 35% NIFTY 50 ARBITRAGE INDEX	01-APR-26	30-JUN-26	0.059	0.059	0.070	0.070
SBI DYNAMIC ASSET ALLOCATION ACTIVE FOF	NIFTY 50 HYBRID COMPOSITE DEBT 50:50 INDEX	01-APR-26	30-JUN-26	0.932	0.932	1.100	1.100
OTHERS - EQUITY INDEX							
SBI NIFTY INDEX FUND	NIFTY 50 TRI	01-APR-26	30-JUN-26	0.127	0.127	0.150	0.150
SBI BSE SENSEX INDEX FUND	BSE SENSEX TRI	01-APR-26	30-JUN-26	0.136	0.136	0.160	0.160
SBI NIFTY NEXT 50 INDEX FUND	NIFTY NEXT 50 TRI	01-APR-26	30-JUN-26	0.229	0.229	0.270	0.270
SBI NIFTY MIDCAP 150 INDEX FUND	NIFTY MIDCAP 150 TRI	01-APR-26	30-JUN-26	0.288	0.288	0.340	0.340
SBI NIFTY SMALLCAP 250 INDEX FUND	NIFTY SMALLCAP 250 TRI	01-APR-26	30-JUN-26	0.288	0.288	0.340	0.340
SBI NIFTY50 EQUAL WEIGHT INDEX FUND	NIFTY50 EQUAL WEIGHT INDEX	01-APR-26	30-JUN-26	0.356	0.356	0.420	0.420
SBI NIFTY 500 INDEX FUND	NIFTY 500 TRI	01-APR-26	30-JUN-26	0.271	0.271	0.320	0.320
SBI NIFTY INDIA CONSUMPTION INDEX FUND	NIFTY INDIA CONSUMPTION TRI	01-APR-26	30-JUN-26	0.305	0.305	0.360	0.360
SBI BSE PSU BANK INDEX FUND	BSE PSU BANK INDEX TRI	01-APR-26	30-JUN-26	0.263	0.263	0.310	0.310
SBI NIFTY BANK INDEX FUND	NIFTY BANK INDEX TRI	01-APR-26	30-JUN-26	0.220	0.220	0.260	0.260
SBI NIFTY IT INDEX FUND	NIFTY IT TRI	01-APR-26	30-JUN-26	0.271	0.271	0.320	0.320
SBI NIFTY200 QUALITY 30 INDEX FUND	NIFTY200 QUALITY 30 INDEX	01-APR-26	30-JUN-26	0.297	0.297	0.350	0.350
SBI NIFTY200 MOMENTUM 30 INDEX FUND	NIFTY200 MOMENTUM 30 INDEX	01-APR-26	30-JUN-26	0.305	0.305	0.360	0.360
SBI NIFTY100 LOW VOLATILITY 30 INDEX FUND	NIFTY100 LOW VOLATILITY 30 INDEX	01-APR-26	30-JUN-26	0.280	0.280	0.330	0.330
OTHERS - DEBT INDEX							
SBI CPSE BOND PLUS SDL INDEX FUND	NIFTY CPSE BOND PLUS SDL SEP 2026 50:50 INDEX	01-APR-26	30-JUN-26	0.102	0.102	0.120	0.120
SBI CRISIL IBX SDL INDEX - SEPTEMBER 2027 FUND	CRISIL IBX SDL INDEX – SEPTEMBER 2027	01-APR-26	30-JUN-26	0.119	0.119	0.140	0.140
SBI CRISIL IBX GILT INDEX - APRIL 2029 FUND	CRISIL IBX GILT INDEX – APRIL 2029	01-APR-26	30-JUN-26	0.144	0.144	0.170	0.170
SBI CRISIL IBX GILT INDEX - JUNE 2036 FUND	CRISIL IBX GILT INDEX – JUNE 2036	01-APR-26	30-JUN-26	0.178	0.178	0.210	0.210
Terms & Conditions							

Partnership Matters

Commission Structure for Shriram Mutual Fund

(1st April 2026 to 30th April 2026)

**For lump sum and SIP investments
(including STP from the Debt Fund)**

Scheme Name	Trail Perpetual % p.a		
	Total commission	Base commission*	GST*
<i>Equity oriented schemes</i>			
Shriram Multi Sector Rotation Fund	1.20	1.02	0.18
Shriram Multi Asset Allocation Fund			
Shriram ELSS Tax Saver Fund			
Shriram Flexi Cap Fund			
Shriram Balanced Advantage Fund			
Shriram Aggressive Hybrid Fund			
<i>Debt schemes</i>			
Shriram Money Market Fund	0.20	0.17	0.03
Shriram Liquid Fund	0.10	0.08	0.02
Shriram Overnight Fund	0.05	0.04	0.01

* Conditions apply:

For any GST related query please refer AMFI guidelines. Cir Ref no. 135/BP/123/2025-26, Dated-March 12, 2026.

Base Commission Rate is exclusive of GST.

Terms and Conditions governing the commission structure:

- This structure is applicable for all ongoing schemes of Shriram Mutual Fund
- Both online and physical forms of mobilization will be considered
- Trail commission is payable monthly
- Mobilization for equity & debt oriented products will be considered from April 1, 2026 to April 30, 2026
- However, Shriram Asset Management Company Ltd. reserves the right to change the commission rates or trail in the interim period in case of regulatory changes or changes in industry practices with respect to commission payments
- Commission will be withheld if the total commission payable is less than Rs. 100
- Such commission will be paid in the subsequent payment cycle once it exceeds Rs. 100
- Notwithstanding the amount, it will be paid in the last cycle of the budget year
- The rules and regulations of SEBI/AMFI pertaining to commission payments to registered ARN holders with the AMC shall apply
- Guidelines prescribed by SEBI/AMFI with respect to payment of commission in case of ARN expiry/suspension shall follow.
- Commission will also be suspended if the distributor does not submit the self-declaration certificate within the stipulated time at the end of the financial year
- The AMC reserves the right to withdraw, alter, modify, or change the commission structure without prior notice
- Payment of commission, in accordance with the above commission structure, shall be subject to the fulfillment of the applicable terms and conditions of the Distributor Agreement and/or Empanelment Form, as amended from time to time
- All ARN holders must comply with Know Your Distributor (KYD) norms
- For change of ARN code cases, payment of commission will be governed by the requirements of SEBI and/or AMFI
- AMC reserves the right to hold the commission payment for Investors KYC incomplete/failure cases or in case of any other direction received from SEBI/AMFI in this regard
- The AMC reserves the right to modify schemes, and all disputes shall be subject to Mumbai jurisdiction
- The AMC shall not be responsible for any losses arising due to regulatory changes in commission structures
- This communication supersedes all previous communications for the stated period
- In case of any regulatory changes related to the expense ratio, the commission structure may be reviewed by the AMC

On GST

- Kindly refer to the link below for the AMFI BPG circular dated 135/ BP/ 123/ 2025-26 dated March 12, 2026, along with the FAQs with respect to Revision of commission payout framework and GST implementation mechanism for your perusal.
- Unregistered MFD , will be paid the Base commission only

[Circular](#)

[FAQs on GST](#)

- In terms of SEBI (Mutual Funds) Regulations 2026 which are applicable with effect from April 1, 2026, we have aligned trail commission in accordance with revised Base Expense Ratio (BER) slab rates exclusive of statutory levy. For all GST registered distributors, GST will be paid on the commission separately subject to submission of a valid tax invoice which will be subsequently reconciled and validated with GSTR 2B.

On additional commission for first time investor*

- Additional commission for onboarding Eligible New investors from B/30 cities and Women Investors from both T/30 & B/30 locations *(SEBI Circular HO/(83)2025-IMD-POD-1/1/52/2025)
- **The structure shall be as under**
 - Investment mode - Lump Sum Investment - 1% of the amount of the first application subject to a maximum of Rs 2000, provided the investor remains invested for a minimum period of one year
 - Investment mode - Systematic Investment Plan (SIP) - 1% of the total investment made during the first year, subject to a maximum of Rs 2000
 - The commission will be applicable to the net inflow/investments from new PANs, excluding update of PAN on an existing folio/investment and PANs added through zero balance folios created prior to the date of circular and received under Regular Plan from resident Individual Investors at the mutual fund industry level
 - Investment in the name of a minor child is excluded from the applicability of the commission payment
 - The above commission will be in addition to the trail commission, subject to fulfilment of terms and conditions as stated in SEBI and AMFI circulars on the cited subject, as amended from time to time
 - The additional ommission shall be paid after the completion of 1 year from the date of allotment of units
 - In case of SIP, the instalment amount realized during the year will be considered for commission amount at the end of the year
 - In case the SIP is paused/discontinued/failed instalments or partial redemption in case of lumpsum/SIP investment within 1 year, the commission will be paid based on the amount available at the end of 1 year of such SIP
 - Schemes not eligible for additional commission will be as per SEBI circular on this subject

Need Assistance?

Reach out to your dedicated support team at:
partnersupport@shriramamc.in.

Team Shriram AMC

April 01, 2026

ARN-124591
 AU SMALL FINANCE BANK LIMITED
 19 A DHULESHWAR GARDEN
 AJMER ROAD, JAIPUR - 302021

Dear Sir / Madam,

Re : Preferred Distribution Agreement - 01-Apr-2026 - 30-Jun-2026

The specifics of the fee structure arrangement between Sundaram Mutual Fund and AU SMALL FINANCE BANK LIMITED for the period 01-Apr-2026 - 30-Jun-2026 is as follows

i) Equity Funds – Lumpsum:

Product	Year-1 Trail (%)	Year-2 Trail (%)	Year-3 Trail (%)	Year-4 Onwards (%)
Sundaram Value Fund	0.97	0.97	0.97	0.97
Sundaram Balanced Advantage Fund	0.97	0.97	0.97	0.97
Sundaram Equity Savings Fund	0.97	0.97	0.97	0.97
Sundaram Dividend Yield Fund	0.97	0.97	0.97	0.97
Sundaram Business Cycle Fund	0.97	0.97	0.97	0.97
Sundaram Fin. Services Opps Fund	0.97	0.97	0.97	0.97
Sundaram Focused Fund	0.97	0.97	0.97	0.97
Sundaram Infrastructure Advantage Fund	0.97	0.97	0.97	0.97
Sundaram Multi Factor Fund	0.97	0.97	0.97	0.97
Sundaram ELSS Tax Saver Fund	0.94	0.94	0.94	0.94
Sundaram Consumption Fund	0.89	0.89	0.89	0.89
Sundaram Services Fund	0.88	0.88	0.88	0.88
Sundaram Large Cap Fund	0.88	0.88	0.88	0.88
Sundaram Multi Cap Fund	0.88	0.88	0.88	0.88
Sundaram Multi Asset Allocation Fund	0.88	0.88	0.88	0.88
Sundaram Flexi Cap Fund	0.88	0.88	0.88	0.88
Sundaram Small Cap Fund	0.88	0.88	0.88	0.88
Sundaram Global Brand Fund	0.82	0.82	0.82	0.82
Sundaram Large And Mid Cap Fund	0.81	0.81	0.81	0.81
Sundaram Aggressive Hybrid Fund	0.81	0.81	0.81	0.81
Sundaram Mid Cap Fund	0.76	0.76	0.76	0.76
Sundaram Arbitrage Fund	0.59	0.59	0.59	0.59
Sundaram Nifty 100 Equal Weight Fund	0.34	0.34	0.34	0.34

ii) Equity Funds - SIP Investments:

Product	Year-1 Trail (%)	Year-2 Trail (%)	Year-3 Trail (%)	Year-4 Onwards (%)
Sundaram Value Fund	0.97	0.97	0.97	0.97
Sundaram Balanced Advantage Fund	0.97	0.97	0.97	0.97
Sundaram Equity Savings Fund	0.97	0.97	0.97	0.97
Sundaram Dividend Yield Fund	0.97	0.97	0.97	0.97
Sundaram Business Cycle Fund	0.97	0.97	0.97	0.97
Sundaram Fin. Services Opps Fund	0.97	0.97	0.97	0.97
Sundaram Focused Fund	0.97	0.97	0.97	0.97
Sundaram Infrastructure Advantage Fund	0.97	0.97	0.97	0.97
Sundaram Multi Factor Fund	0.97	0.97	0.97	0.97
Sundaram ELSS Tax Saver Fund	0.94	0.94	0.94	0.94
Sundaram Consumption Fund	0.89	0.89	0.89	0.89
Sundaram Large Cap Fund	0.88	0.88	0.88	0.88
Sundaram Services Fund	0.88	0.88	0.88	0.88
Sundaram Multi Cap Fund	0.88	0.88	0.88	0.88
Sundaram Multi Asset Allocation Fund	0.88	0.88	0.88	0.88
Sundaram Flexi Cap Fund	0.88	0.88	0.88	0.88
Sundaram Small Cap Fund	0.88	0.88	0.88	0.88
Sundaram Global Brand Fund	0.82	0.82	0.82	0.82
Sundaram Large And Mid Cap Fund	0.81	0.81	0.81	0.81
Sundaram Aggressive Hybrid Fund	0.81	0.81	0.81	0.81
Sundaram Mid Cap Fund	0.76	0.76	0.76	0.76
Sundaram Arbitrage Fund	0.59	0.59	0.59	0.59
Sundaram Nifty 100 Equal Weight Fund	0.34	0.34	0.34	0.34

Other Fixed Income Schemes - Lumpsum & Systematic Investments

Product	Year-1 Trail (%)	Year-2 Trail (%)	Year-3 Trail (%)	Year-4 Onwards (%)
Hybrid Funds				
Sundaram Conservative Hybrid Fund	0.42	0.42	0.42	0.42
Debt Funds				
Sundaram Medium Duration Fund	0.42	0.42	0.42	0.42
Sundaram Short Duration Fund	0.42	0.42	0.42	0.42
Sundaram Income Plus Arbitrage Active FOF Fund*	0.25	0.25	0.25	0.25
Sundaram Corporate Bond Fund	0.13	0.13	0.13	0.13
Sundaram Banking & PSU Fund	0.08	0.08	0.08	0.08
Sundaram Money Market Fund	0.04	0.04	0.04	0.04
Liquid & Short Term Funds				
Sundaram Low Duration Fund*	0.34	0.34	0.34	0.34
Sundaram Ultra Short Duration Fund*	0.34	0.34	0.34	0.34
Sundaram Overnight Fund*	0.08	0.08	0.08	0.08
Sundaram Liquid Fund*	0.03	0.03	0.03	0.03

Brokerage Structure (New Business)		
Applicable from 1st April 2026 to 30th June 2026		
Scheme Name	Trail 1st Year	Trail 2nd Year Onwards
Solutions		
Tata Retirement Savings Fund -PP	1.10%	1.10%
Tata Retirement Savings Fund -MP	0.98%	0.98%
Tata Retirement Savings Fund -CP	0.93%	0.93%
Tata Children's Fund	0.93%	0.93%
ELSS		
Tata ELSS Fund	0.98%	0.98%
Equity Funds		
Tata Small Cap Fund	0.85%	0.85%
Tata Mid Cap Fund	0.93%	0.93%
Tata Ethical Fund	0.93%	0.93%
Tata Flexicap Fund	0.89%	0.89%
Tata Value Fund	0.77%	0.77%
Tata Large & Mid Cap Fund	0.85%	0.85%
Tata Large Cap Fund	0.65%	0.65%
Tata Aggressive Hybrid Fund	0.85%	0.85%
Tata Balanced Advantage Fund	0.85%	0.85%
Tata Focused Fund	0.73%	0.73%
Tata Multi Asset Allocation Fund	0.73%	0.73%
Tata Dividend Yield Fund	1.18%	1.18%
Tata Business Cycle Fund	1.02%	0.61%
Tata Housing Opportunities Fund	1.18%	1.18%
Tata Multicap Fund	0.98%	0.85%
Tata Banking & Financial Services Fund	0.89%	0.89%
Tata Digital India Fund	0.81%	0.81%
Tata India Consumer Fund	0.81%	0.81%
Tata India Pharma & Health Care Fund	0.93%	0.93%
Tata Resources & Energy Fund	0.93%	0.93%
Tata Infrastructure Fund	0.93%	0.93%
Tata India Innovation Fund	0.93%	0.81%
Arbitrage Fund		
Tata Arbitrage Fund	0.53%	0.53%
Tata Income Plus Arbitrage Active FOF	0.33%	0.33%
Index Funds		
Tata Nifty 50 Index Fund	0.25%	0.25%
Tata BSE Sensex Index Fund	0.25%	0.25%
Tata Nifty500 Multicap India Manufacturing 50:30:20 Index Fund	0.45%	0.45%
Tata Nifty500 Multicap Infrastructure 50:30:20 Index Fund	0.45%	0.45%
Tata Nifty Auto Index Fund	0.45%	0.45%
Tata Nifty Realty Index Fund	0.45%	0.45%
Tata Nifty Financial Services Index Fund	0.45%	0.45%
Tata Nifty MidSmall Healthcare Index Fund	0.45%	0.45%
Tata Nifty India Tourism Index Fund	0.45%	0.45%
Tata Nifty 200 Alpha 30 Index Fund	0.41%	0.41%
Tata Nifty Capital Market Index Fund	0.45%	0.45%
Tata Nifty Next 50 Index Fund	0.49%	0.49%
Tata Nifty Midcap 150 Momentum 50 Index Fund	0.49%	0.49%
Tata Nifty Midcap 150 Index Fund	0.49%	0.49%
Tata BSE Select Business Group Index Fund	0.45%	0.45%
Tata BSE Quality Index Fund	0.41%	0.41%
Tata BSE Multicap Consumption 50:30:20 Index Fund	0.41%	0.41%
Tata Nifty G-Sec Dec 2026 Index Fund	0.21%	0.21%
Tata Nifty G-Sec Dec 2029 Index Fund	0.21%	0.21%

Brokerage Structure (New Business)		
Applicable from 1st April 2026 to 30th June 2026		
Scheme Name	Trail 1st Year	Trail 2nd Year Onwards
Specialized Investment Fund (SIF)		
Tata Titanium Hybrid Long-Short Fund	1.07%	0.98%
Exchange Traded Fund (ETF) - FOF		
Tata Nifty India Digital ETF Fund of Fund	0.29%	0.29%
Tata Silver ETF Fund of Fund	0.33%	0.33%
Tata Gold ETF Fund of Fund	0.37%	0.37%
Debt Funds		
Tata Short Term Bond Fund	0.66%	0.66%
Tata Corporate Bond Fund	0.37%	0.29%
Tata Nifty SDL Plus AAA PSU Bond Dec 2027 60 40 Index Fund	0.12%	0.12%
Gilt Funds		
Tata Gilt Securities Fund	0.49%	0.49%
Ultra Short Funds		
Tata Treasury Advantage Fund	0.16%	0.16%
Tata Ultra Short Term Fund	0.62%	0.62%
Tata Overnight Fund	0.07%	0.07%
Tata Floating Rate Fund	0.37%	0.37%
Liquid Funds		
Tata Money Market Fund	0.12%	0.12%
Tata Liquid Fund	0.04%	0.04%
Notes:		
<p>All trail rates are payable in apm mode. DOA stands for the Date of allotment.</p> <p>For Exit load structure etc please refer SID/KIM of various schemes.</p> <p>Additional incentives to distributors for onboarding new individual investors from B-30 cities and women investors, will be calculated & paid basis the SEBI circular no. HO/(83)2025-IMD-POD-1/1/152/2025 dated November 27, 2025 as well as further guidelines issued by AMFI</p> <p>The above structure is applicable for any application amount (subject to Minimum application amount criteria of respective scheme).</p> <p>The above structure is subject to retrospective changes basis the new TER slabs . The current trail will also undergo changes basis TER applicability as per fund size.</p> <p>The above structure is basis the current DTERs of the respective schemes. Since the TERs/DTERs are dependent on the AUM of the individual fund, TATA AMC reserves the rights to modify the rates retrospectively as well for the respective fund(s)</p> <p>The above structure is applicable for both Lump Sum as well as SIP/STP Transactions.</p>		

TRUSTMF Brokerage Structure: April 2026 – June 2026

Asset Class	Scheme Name	Trail Fees (Per Annum)			
		1st Year Trail	^GST @ 18%	Total including GST	2nd Year onwards Trail (Excluding GST)
Equity	TRUSTMF Flexi Cap Fund	1.19	0.21	1.40	1.19
	TRUSTMF Small Cap Fund	1.19	0.21	1.40	1.19
	TRUSTMF Multi Cap Fund	1.44	0.26	1.70	1.44
	TRUSTMF Mid Cap Fund	1.44	0.26	1.70	1.44
Fixed Income	TRUSTMF Short Duration Fund	0.42	0.08	0.50	0.42
	TRUSTMF Liquid Fund	0.10	0.02	0.12	0.10
	TRUSTMF Overnight Fund	0.03	0.01	0.04	0.03
	TRUSTMF Money Market Fund	0.25	0.05	0.30	0.25
	TRUSTMF Corporate Bond Fund	0.34	0.06	0.40	0.34
Hybrid	TRUSTMF Arbitrage Fund	0.64	0.12	0.76	0.64

Equity Exit Load: 1% if units are redeemed / switched out on before completion of 180 days from the date of allotment. Nil if redeemed / switched out after completion of 180 days from the date of allotment of units.

Looking forward to a long-term mutually beneficial relationship with you.

Thanking you,

Trust Asset Management Private Limited

Annual Trail Commission for April -June 2026

Private and confidential

Fund Category	Fund Name	Commission upto 3 Years			Commission 4th Year onwards		
		Trail	GST	Total	Trail	GST	Total
Equity	Union Largecap Fund	1.06%	0.19%	1.25%	0.97%	0.18%	1.15%
Equity	Union Value Fund	1.06%	0.19%	1.25%	0.97%	0.18%	1.15%
Equity	Union Focused Fund	1.06%	0.19%	1.25%	0.97%	0.18%	1.15%
Equity	Union Active Momentum Fund	1.03%	0.19%	1.22%	0.95%	0.17%	1.12%
Equity	Union Retirement Fund	1.03%	0.18%	1.21%	0.94%	0.17%	1.11%
Equity	Union Children's Fund	1.03%	0.18%	1.21%	0.94%	0.17%	1.11%
Equity	Union Consumption Fund	1.03%	0.19%	1.22%	0.95%	0.17%	1.12%
Equity	Union Business Cycle Fund	0.91%	0.16%	1.07%	0.82%	0.15%	0.97%
Equity	Union Multicap Fund	0.81%	0.15%	0.96%	0.73%	0.13%	0.86%
Equity	Union Innovation & Opportunities Fund	0.81%	0.14%	0.95%	0.72%	0.13%	0.85%
Equity	Union Large & Midcap Fund	0.81%	0.14%	0.95%	0.72%	0.13%	0.85%
Equity	Union Small Cap Fund	0.81%	0.14%	0.95%	0.72%	0.13%	0.85%
Equity	Union Midcap Fund	0.81%	0.14%	0.95%	0.72%	0.13%	0.85%
Equity	Union Flexi Cap Fund	0.73%	0.13%	0.86%	0.64%	0.12%	0.76%
Fund of Fund	Union Diversified Equity All Cap Active FOF	0.42%	0.08%	0.50%	0.42%	0.08%	0.50%
ELSS	Union ELSS Tax Saver Fund	0.78%	0.14%	0.92%	0.69%	0.13%	0.82%
Hybrid	Union Aggressive Hybrid Fund	0.93%	0.17%	1.10%	0.85%	0.15%	1.00%
Hybrid	Union Balanced Advantage Fund	0.81%	0.14%	0.95%	0.72%	0.13%	0.85%
Hybrid	Union Equity Savings Fund	0.81%	0.14%	0.95%	0.72%	0.13%	0.85%
Hybrid	Union Multi Asset Allocation Fund	0.78%	0.14%	0.92%	0.69%	0.13%	0.82%
Hybrid	Union Arbitrage Fund	0.42%	0.08%	0.50%	0.42%	0.08%	0.50%
Fund of Fund	Union Gold ETF Fund of Fund	0.20%	0.04%	0.24%	0.20%	0.04%	0.24%
Fund of Fund	Union Income Plus Arbitrage Active FOF	0.17%	0.03%	0.20%	0.17%	0.03%	0.20%
Debt	Union Low Duration Fund	0.64%	0.11%	0.75%	0.64%	0.11%	0.75%
Debt	Union Dynamic Bond Fund	0.47%	0.08%	0.55%	0.25%	0.05%	0.30%
Debt	Union Gilt Fund	0.47%	0.08%	0.55%	0.25%	0.05%	0.30%
Debt	Union Money Market fund	0.08%	0.02%	0.10%	0.08%	0.02%	0.10%
Debt	Union Short Duration Fund	0.42%	0.08%	0.50%	0.42%	0.08%	0.50%
Debt	Union Corporate Bond Fund	0.34%	0.06%	0.40%	0.25%	0.05%	0.30%
Debt	Union Overnight Fund	0.08%	0.02%	0.10%	0.08%	0.02%	0.10%
Liquid	Union Liquid Fund	0.08%	0.02%	0.10%	0.08%	0.02%	0.10%

TERMS AND CONDITIONS

- The trail commission rates given above are applicable for all purchases (including switch in, SIP, STP) made from 01-April-2026 to 30th June 2026 unless otherwise notified.
- The trail commission rates given above is excluding GST. All other statutory/regulatory levies other than GST, if any, form part of the above indicated trail commission rates. The annualized trail commission is calculated on the basis of 'Daily Average Assets' on the NAV and paid on monthly basis by Mutual Fund subject to fulfilment of Terms & Conditions as per empanelment form/distributor agreement and would be net off any claw back, adjustment, refunds etc, if any.
- GST will be paid/reimbursed only after submission of a valid tax invoice, matching with RTA records to a GST registered distributor. Non-GST registered distributors will not be eligible to receive GST. All the registered distributors have to submit the GST invoice on monthly basis. The invoice submission is enabled in RTA - CAMS distributor login page. RTA – CAMS will reconcile the tax invoice with the GSTR 2B and differences, if any, shall be adjusted in subsequent month payments.



UTI Asset Management Company Limited
Commission structure
Validity Period: April 01, 2026 to June 30, 2026

Scheme	First Year Trail	*GST @18%	Total	2nd Year onwards Trail(Excluding GST)
EQUITY SCHEMES				
UTI Flexi Cap Fund	0.75	0.14	0.89	0.75
UTI Large Cap Fund	0.85	0.15	1.00	0.85
UTI Value Fund	0.85	0.15	1.00	0.85
UTI Mid Cap Fund	0.85	0.15	1.00	0.85
UTI Dividend Yield Fund	0.95	0.17	1.12	0.95
UTI MNC Fund	0.95	0.17	1.12	0.95
UTI Focused Fund	0.95	0.17	1.12	0.95
UTI Small Cap Fund	0.95	0.17	1.12	0.95
UTI ELSS Tax Saver Fund	0.95	0.17	1.12	0.95
UTI Large &Mid Cap Fund	0.90	0.16	1.06	0.90
UTI Infrastructure Fund	1.00	0.18	1.18	1.00
UTI Transportation &Logistics Fund	0.95	0.17	1.12	0.95
UTI Healthcare Fund	1.00	0.18	1.18	1.00
UTI Banking &Financial Services Fund	1.00	0.18	1.18	1.00
UTI India Consumer Fund	1.35	0.24	1.59	1.35
UTI Innovation Fund	1.30	0.23	1.53	1.30
UTI Quant Fund	1.00	0.18	1.18	1.00
UTI Multi Cap Fund	1.05	0.19	1.24	1.05
HYBRID SCHEMES				
UTI Arbitrage Fund	0.50	0.09	0.59	0.50
UTI Unit Linked Insurance Plan	0.60	0.11	0.71	0.60
UTI Equity Savings Fund	1.00	0.18	1.18	1.00
UTI Aggressive Hybrid Fund	0.85	0.15	1.00	0.85
UTI Conservative Hybrid Fund	0.90	0.16	1.06	0.90
UTI Multi Asset Allocation Fund	0.80	0.14	0.94	0.80
UTI Balanced Advantage Fund	0.95	0.17	1.12	0.95
SOLUTION ORIENTED SCHEMES				
UTI Retirement Fund	0.65	0.12	0.77	0.65
UTI Children's Hybrid Fund	0.65	0.12	0.77	0.65
UTI Children's Equity Fund	1.00	0.18	1.18	1.00
INDEX SCHEMES				
UTI Nifty 50 Index Fund	0.10	0.02	0.12	0.10
UTI BSE Sensex Index Fund	0.10	0.02	0.12	0.10
UTI Nifty200 Momentum 30 Index Fund	0.45	0.08	0.53	0.45
UTI Nifty Next 50 Index Fund	0.40	0.07	0.47	0.40
UTI BSE Low Volatility Index Fund	0.40	0.07	0.47	0.40
UTI Nifty Midcap 150 Quality 50 Index Fund	0.45	0.08	0.53	0.45
UTI Nifty Midsmallcap 400 Momentum Quality 100 Index Fund	0.45	0.08	0.53	0.45
UTI Nifty Alpha Low-Volatility 30 Index Fund	0.40	0.07	0.47	0.40
UTI Nifty Midcap 150 Index Fund	0.45	0.08	0.53	0.45
UTI Nifty200 Quality 30 Index Fund	0.45	0.08	0.53	0.45
UTI Nifty Private Bank Index Fund	0.45	0.08	0.53	0.45
UTI Nifty 500 Value 50 Index Fund	0.40	0.07	0.47	0.40
UTI NIFTY50 Equal Weight Index Fund	0.40	0.07	0.47	0.40
UTI Nifty India Manufacturing Index Fund	0.40	0.07	0.47	0.40
UTI Nifty500 Shariah Index Fund	0.40	0.07	0.47	0.40
UTI BSE Housing Index Fund	0.40	0.07	0.47	0.40
DEBT SCHEMES				
UTI Banking &PSU Fund	0.25	0.05	0.30	0.25
UTI Corporate Bond Fund	0.25	0.05	0.30	0.25
UTI Gilt Fund	0.40	0.07	0.47	0.40
UTI Short Duration Fund	0.40	0.07	0.47	0.40
UTI Medium to Long Duration Fund	0.85	0.15	1.00	0.85
UTI Dynamic Bond Fund	0.85	0.15	1.00	0.85
UTI Medium Duration Fund	0.85	0.15	1.00	0.85
UTI Credit Risk Fund	0.90	0.16	1.06	0.90

UTI Money Market Fund	0.05	0.01	0.06	0.05
UTI Low Duration Fund*	0.15	0.03	0.18	0.15
UTI Floater Fund	0.35	0.06	0.41	0.35
UTI Ultra Short Duration Fund*	0.65	0.12	0.77	0.65
UTI Overnight Fund*	0.05	0.01	0.06	0.05
UTI Liquid Fund*	0.05	0.01	0.06	0.05
UTI Long Duration Fund	0.85	0.15	1.00	0.85
UTI Income Plus Arbitrage Active Fund of Fund*	0.30	0.05	0.35	0.30
UTI Gilt Fund with 10 year Constant Duration	0.40	0.07	0.47	0.40
UTI Nifty SDL Plus AAA PSU Bond Apr 2028 75:25	0.25	0.05	0.30	0.25
UTI Nifty SDL Plus AAA PSU Bond Apr 2026 75:25	0.25	0.05	0.30	0.25
UTI CRISIL SDL Maturity June 2027 Index Fund	0.25	0.05	0.30	0.25
UTI CRISIL SDL Maturity April 2033 Index Fund	0.25	0.05	0.30	0.25
UTI Gold ETF Fund of Fund*	0.35	0.06	0.41	0.35
UTI Silver ETF Fund of Fund*	0.30	0.05	0.35	0.30

Terms & Conditions:

- The above structure is valid from April 01, 2026 to June 30, 2026 and is exclusive of GST
- * Applicable GST will payable @ 18% or composite scheme rate to Eligible GST Registered Distributors, subject to Valid GST Invoice.
- T-30 refers to the Top 30 Cities provided by AMFI and B -30 refers to all the cities beyond the Top 30 Cities.
- UTI AMC may change the rates / periodicity etc. of commission/ trail commission in case of change in regulations / expense ratio and any other factors which have an impact on such payments.
- Commission will be paid on net amount (i.e., cheque amount – transaction charges) only.
- In accordance with the clause 4(d) of SEBI Circular No. SEBI/IMD/CIR No. 4/168230/09 dated June 30, 2009, the distributors should disclose all the commissions (in the form of trail commission or any other mode) payable to them for the different competing schemes of various mutual funds from amongst which the scheme is being recommended to the investor. Please ensure compliance.
- For Scheme Exit load detail please refer to Scheme Information Document.
- Additional Incentives to distributors for onboarding Eligible New Individual investors from B-30 cities and Women Investors from both T-30 and B-30 locations. (SEBI Circular HO/(83)2025-IMD-POD-III/52/2025)

The structure shall be as under

Investment Mode - Lump Sum Investment - 1% of the amount of the first application subject to a maximum of Rs. 2,000, provided the investor remains invested for a minimum period of one year.

Investment Mode - Systematic Investment Plan (SIP) - 1% of the total investment made during the first year, subject to a maximum of Rs. 2,000.

The incentives will be applicable to the new inflow / investments from new PANs, excluding update of PAN on an existing folio/investment and PANs added through zero balance folios created prior to the date of circular and received under Regular Plan from resident individual investors at the mutual fund industry level. Investment in the name of minor child is excluded from the applicability of incentive payment.

The Above incentive will be in addition to the trail commission, subject to fulfillment of terms and condition as stated in SEBI and AMFI circulars, on the cited subject, as amended from time to time.

The additional incentive shall be paid after the period of completion of 1 year from the date of allotment of units. In case of SIP, the instalment amount realised during the year, will be considered for incentive amount at the end of the year. In case the SIP paused/discontinued/failed instalments or partial redemption in case of lumpsum/SIP investment, within 1 year, the incentive will be paid based on the amount available at the end of 1 year of such SIP.

*Schemes NOT eligible for Additional Incentive, detailed as above, for Onboarding eligible new Investors.



WhiteOak Capital Asset Management Limited Brokerage Structure 01-Apr-2026 to 30-Jun-2026 (Excluding GST)

Category	Scheme	Exit Load	1st Year % pa	2nd Year % pa	3rd Year % pa	4th Year onwards % pa
THEMATIC	WHITEOAK CAPITAL ESG BEST-IN-CLASS STRATEGY FUND (WESG)	1% before 1 month	1.60	1.60	1.60	1.52
THEMATIC	WHITEOAK CAPITAL QUALITY EQUITY FUND (WQEF)	1% before 1 month	1.25	1.25	1.25	1.17
THEMATIC	WHITEOAK CAPITAL DIGITAL BHARAT FUND (WDIG)	1% before 1 month	1.50	1.50	1.50	1.42
THEMATIC	WHITEOAK CAPITAL BANKING AND FINANCIAL SERVICES FUND (WBFS)	1% before 1 month	1.35	1.35	1.35	1.27
THEMATIC	WHITEOAK CAPITAL PHARMA AND HEALTHCARE FUND (WPHC)	1% before 1 month	1.35	1.35	1.35	1.27
THEMATIC	WHITEOAK CAPITAL SPECIAL OPPORTUNITIES FUND (WSOP)	1 % before 1 month	1.15	1.15	1.15	1.07
EQUITY	WHITEOAK CAPITAL CONSUMPTION OPPORTUNITIES FUND (WOCNF)	1% before 1 month	1.50	1.50	1.50	1.42
EQUITY	WHITEOAK CAPITAL ELSS TAX SAVER FUND (WTAX)	Lock in period of 3 years	1.55	1.55	1.55	1.47
EQUITY	WHITEOAK CAPITAL LARGE CAP FUND (WLCF)	1% before 1 month	1.10	1.10	1.10	1.02
EQUITY	WHITEOAK CAPITAL MULTI CAP FUND (WMLT)	1% before 1 month	1.05	1.05	1.05	0.97
EQUITY	WHITEOAK CAPITAL LARGE AND MID CAP (WOLM)	1% before 1 month	1.05	1.05	1.05	0.97
EQUITY	WHITEOAK CAPITAL FLEXI CAP FUND (YFCF)	1% before 1 month	0.95	0.95	0.95	0.87
EQUITY	WHITEOAK CAPITAL MID CAP FUND (WMCF)**	1% before 1 month	0.85	0.85	0.85	0.77
HYBRID	WHITEOAK CAPITAL EQUITY SAVINGS FUND (WESF)	0.25% before 7 days	1.20	1.20	1.20	1.12
HYBRID	WHITEOAK CAPITAL BALANCED ADVANTAGE FUND (WBAF)	1% before 1 month	1.12	1.12	1.12	1.04
HYBRID	WHITEOAK CAPITAL MULTI ASSET ALLOCATION FUND (WMAF)	1% before 1 month	0.85	0.85	0.85	0.77
HYBRID	WHITEOAK CAPITAL BALANCED HYBRID FUND (WBHF)	1% before 1 month	1.50	1.50	1.50	1.42
ARBITRAGE	WHITEOAK CAPITAL ARBITRAGE FUND (WARB)	0.25% up to 7 days & nil after	0.65	0.65	0.65	0.57
DEBT	WHITEOAK CAPITAL ULTRA SHORT TERM FUND (YUST)	NIL	0.50	0.50	0.50	0.50



WhiteOak Capital Asset Management Limited Brokerage Structure 01-Apr-2026 to 30-Jun-2026 (Excluding GST)

Category	Scheme	Exit Load	1st Year % pa	2nd Year % pa	3rd Year % pa	4th Year onwards % pa
LIQUID	WHITEOAK CAPITAL LIQUID FUND (YLF)	Refer Note 1	0.08	0.08	0.08	0.08

** Investment accepted in WhiteOak Midcap fund via STP / SIP mode and for Lumpsum limit is Rs 1 Lakh per pan per day.

We look forward for your support

Regards,
WhiteOak Capital Mutual Fund

Note 1 - Exit Load for WhiteOak Capital Liquid Fund

Investor exit upon subscription* (in Days)	Day 1	Day 2	Day 3	Day 4	Day 5	Day 6	Day 7 onwards
Exit Loads as a % of redemption proceeds 0	0.0070%	0.0065%	0.0060%	0.0055%	0.0050%	0.0045%	0.0000%

Terms and Conditions:

Please read these Terms and Conditions carefully. By continuing to engage with our services, you acknowledge that you have read, understood, and agree to be legally always bound by them.

- The commission rates are applicable for all purchases (including switch in, SIP, STP etc) made from 01-Apr-2026 to 30th June 2026 , till further notice.
- The annualized trail commission indicated above is exclusive of statutory levies and GST, if any / as per applicable rates. The annualized trail commission is calculated on the basis of 'Daily Average Assets' on the NAV and paid on monthly basis by the Mutual Fund subject to fulfilment of T &C as per empanelment form / distributor agreement and would be net of any claw back, rate adjustments, refunds etc, if any.
- A GST registered distributor is required to issue a tax invoice for such tax amount and the mutual fund will pay GST amount only against valid invoices, the effect thereof must reflect in GSTR-2B (Monthly / Quarterly). CAMS shall notify the AMC of any discrepancies identified and AMC shall have the right to clawback any excess GST paid where such GST is not reflected in GSTR-2B.
- All GST registered distributors must submit the GST invoice on monthly or quarterly basis. Deadline for the submission of invoices is end of subsequent quarter (e.g. for January - March quarter by end of June)
- Commission will be paid into the Bank Account provided at the time of empanelment (or as intimated by the Registered ARN Holder from time to time). Such commission will be released only when the amount payable exceeds Rs. 100/-.
- WhiteOak Capital Asset Management reserves the right to revise applicable brokerage rates as its discretion, without any prior intimation / notification and to seek a refund of commission in case of premature redemptions or for the unexpired period in respect of Normal Purchases, Switch-Ins and for SIPs/STPs.
- Commission paid is subject to claw-back as per code of conduct issued by AMFI and SEBI Regulations amended from time to time. Distributors shall refund to the Mutual Fund, either by set off against future commissions or payment, all incentives of any nature, including commissions received.
- Please refer to SEBI Circular No. SEBI/IMD/Cir No. 4/168230/09 dated June 30, 2009 regarding transparency in commission. You are requested to take note and act accordingly as stated in paragraph 4 (d) of the said circular which states as follows: "The distributors should disclose all the commission (in form of trail commission or any other mode) payable to them for the different competing schemes of various mutual funds from amongst which the scheme is being recommended to the investor".
- The decision of the WhiteOak Capital Asset Management Limited with respect to brokerage calculation and all related matters shall be final and binding.
- Effective September 1, 2010, AMFI has introduced the Know Your Distributor ("KYD") norms applicable to all Mutual Fund Distributors for fresh ARN registration and ARN renewal. As advised by AMFI, advisors are required to be KYD complied failing which payment of commission will be suspended in full.
- The commission structure is subject to EUIN regulations/ guidelines as specified by SEBI / AMFI from time to time. Distributors shall adhere to all applicable SEBI regulation / Circular on Code of Conduct for intermediaries and other guidelines issued by SEBI / AMFI from time to time for Mutual Fund Distributors and ensure that no rebate is given to the investor in any form and there is no splitting of application for any benefit. WhiteOak Capital Asset Management reserves the right to withhold the payment on account of non-adherence to regulatory guidelines, mis selling and non-adherence to code of conduct or any reason that WhiteOak Capital Asset Management may deem fit. You are required to submit a Declaration of Self Certification ("DSC") in the prescribed format latest by June 30th of each year. In case of non-receipt of the DSC by June 30, payment of all types of commission shall be suspended till the requirements of furnishing the DSC are complied with.
- Distributors are requested to visit our website mf.whiteoakamc.com and read the latest Scheme Information Document (SID), Statement of Additional Information (SAI) and Key Information Memorandum (KIM) and various addendum issued from time to time to confirm the scheme details.
- Commission Structure received from WhiteOak Capital Mutual Fund brokerage communication emailid donotreply@camsonline.com or mfpartner@whiteoakinvestors.com shall only be considered as valid. WhiteOak Capital Asset Management shall not entertain or be liable or obliged to consider any commission rates shared through any other email ID or mode of communication from WhiteOak Capital Asset Management or its employees or representatives.
- Switches within the scheme options are not applicable for change in brokerage rates.
- For SIPs / STPs the brokerage rate will be as per brokerage rates in force as on transaction date of each instalment and not on registration date.
- This letter supersedes any other incentive / brokerage structure issued earlier to this period.
- All queries related to brokerages should be written to mfpartner@whiteoakinvestors.com
- Additional Incentives, if any, will be applicable for onboarding new individual investors from B-30 cities and women investors (Effective March 2026) as per clause 11.6 of the SEBI's circular No. HO/(83)2025-IMD-POD-1/1/152/2025 dated November 27, 2025.