









Travel Checklist for Forex Card Users



Before You Travel

1.  **Load Your Card**
Ensure your Forex card is loaded with enough foreign currency for your trip.
 2.  **Enable Card Settings**
Activate **online**, **contactless**, and **international** usage in your bank app or portal.
 3.  **Carry Card**
Take **Forex card** in case of emergencies.
 4.  **Set a Strong PIN**
Use a secure PIN and **never share it** with anyone.
 5.  **Save Emergency Contacts**
Note down your bank's **customer care** and **emergency helpline numbers**.
-

While Abroad

6.  **Use Verified ATMs**
Withdraw cash only from **trusted and secure ATMs**.
 7.  **Track Transactions**
Monitor your spending via **mobile apps** or **SMS alerts**.
 8.  **Avoid DCC (Dynamic Currency Conversion)**
Always choose to pay in **local currency** to avoid extra charges.
-

Ongoing & Return

9.  **Check Expiry**
Make sure your card is **valid for the entire trip**. Renew if needed.
10.  **Report Loss/Theft Immediately**
If your card is lost or stolen, **block it immediately** and contact customer support.